

APPENDIX A: Complete Results – Students

Initial Report

Last Modified: 02/25/2013

1. Please answer the following questions for times that you travel to the UW-Madison campus. Please continue answering questions until you are prompted that you've reached the end of the survey. How many miles is it one way from your current daily residence to campus? Please select one.

#	Answer		Response	%
1	Less than 1 mile		263	45%
2	1 to 2 miles		182	31%
3	3 to 5 miles		81	14%
4	6 to 10 miles		30	5%
5	11 to 25 miles		13	2%
6	26 miles or more		17	3%
	Total		586	100%

Statistic	Value
Min Value	1
Max Value	6
Mean	1.97
Variance	1.46
Standard Deviation	1.21
Total Responses	586

2. During GOOD WEATHER, what is your most frequent way of traveling to campus? Please select one.

#	Answer	Response	%
1	Walk	274	47%
2	Bicycle	128	22%
3	Moped	28	5%
4	Motorcycle	3	1%
5	Drive alone in a car, truck, or van	38	6%
6	Private commuter bus (i.e. intercity bus service)	3	1%
7	Someone drops me off (not carpool)	2	0%
8	Carpool member	3	1%
9	State vanpool member	0	0%
10	Madison Metro city bus (NOT Route 80, 81, 82, 84)	85	15%
11	Campus Bus (Route 80, 81, 82, 84)	20	3%
12	Other public bus system (i.e. Monona Transit)	1	0%
13	Other	0	0%
	Total	585	100%

Statistic	Value
Min Value	1
Max Value	12
Mean	3.34
Variance	11.94
Standard Deviation	3.46
Total Responses	585

3. If other, please specify

Text Response

Statistic	Value
Total Responses	0

**4. In GOOD WEATHER, how long does it usually take you to travel to campus from your current residence?
Please select one.**

#	Answer	Response	%
1	10 minutes or less	213	37%
2	11 to 20 minutes	271	46%
3	21 to 30 minutes	63	11%
4	31 to 45 minutes	23	4%
5	46 to 60 minutes	9	2%
6	More than an hour	4	1%
	Total	583	100%

Statistic	Value
Min Value	1
Max Value	6
Mean	1.90
Variance	0.87
Standard Deviation	0.93
Total Responses	583

5. During BAD WEATHER, what is your most frequent way of traveling to campus? Please select one.

#	Answer	Response	%
1	Walk	206	35%
2	Bicycle	10	2%
3	Moped	6	1%
4	Motorcycle	2	0%
5	Drive alone in a car, truck, or van	40	7%
6	Private commuter bus (i.e. intercity bus service)	5	1%
7	Someone drops me off (not carpool)	5	1%
8	Carpool member	3	1%
9	State vanpool	0	0%
10	Madison Metro city bus (NOT Route 80, 81, 82, 84)	202	35%
11	Campus Bus (Route 80, 81, 82, 84)	102	18%
12	Other public bus system (i.e. Monona Transit)	0	0%
13	Other	1	0%
	Total	582	100%

Statistic	Value
Min Value	1
Max Value	13
Mean	6.35
Variance	19.26
Standard Deviation	4.39
Total Responses	582

6. If other, please specify

Text Response

Badger Bus

Statistic	Value
Total Responses	1

**7. In BAD WEATHER, how long does it usually take you to travel to campus from your current residence?
Please select one.**

#	Answer	Response	%
1	10 minutes or less	120	21%
2	11 to 20 minutes	248	43%
3	21 to 30 minutes	138	24%
4	31 to 45 minutes	48	8%
5	46 to 60 minutes	20	3%
6	More than an hour	8	1%
	Total	582	100%

Statistic	Value
Min Value	1
Max Value	6
Mean	2.35
Variance	1.18
Standard Deviation	1.09
Total Responses	582

8. When do you usually arrive on campus for the day? Please select one.

#	Answer		Response	%
1	Before 7:00 am		25	4%
2	7:00 am to 7:59 am		62	11%
3	8:00 am to 8:59 am		182	31%
4	9:00 am to 9:59 am		206	36%
5	10:00 am to 10:59 am		71	12%
6	11:00 am to 11:59 am		22	4%
7	12:00 pm to 12:59 pm		4	1%
8	1:00 pm to 1:59 pm		5	1%
9	2:00 pm to 2:59 pm		1	0%
10	3:00 pm to 3:59 pm		0	0%
11	4:00 pm to 4:59 pm		0	0%
12	5:00 pm to 5:59 pm		1	0%
13	6:00 pm to 6:59 pm		0	0%
14	After 7:00 pm		1	0%
	Total		580	100%








Statistic	Value
Min Value	1
Max Value	14
Mean	3.64
Variance	1.80
Standard Deviation	1.34
Total Responses	580

9. When do you usually leave campus for the day? Please select one.

#	Answer	Response	%
1	Before 7:00 am	2	0%
2	7:00 am to 7:59 am	6	1%
3	8:00 am to 8:59 am	12	2%
4	9:00 am to 9:59 am	17	3%
5	10:00 am to 10:59 am	7	1%
6	11:00 am to 11:59 am	3	1%
7	12:00 pm to 12:59 pm	9	2%
8	1:00 pm to 1:59 pm	20	3%
9	2:00 pm to 2:59 pm	51	9%
10	3:00 pm to 3:59 pm	108	19%
11	4:00 pm to 4:59 pm	103	18%
12	5:00 pm to 5:59 pm	100	17%
13	6:00 pm to 6:59 pm	53	9%
14	After 7:00 pm	86	15%
	Total	577	100%







Statistic	Value
Min Value	1
Max Value	14
Mean	10.67
Variance	7.42
Standard Deviation	2.72
Total Responses	577

10. Based on your current schedule, which days of the week are you normally on campus? Select all that apply.

#	Answer		Response	%
1	Sunday		189	33%
2	Monday		552	96%
3	Tuesday		553	96%
4	Wednesday		555	96%
5	Thursday		560	97%
6	Friday		500	87%
7	Saturday		189	33%

Statistic	Value
Min Value	1
Max Value	7
Total Responses	576

11. On average, how many days a week do you DRIVE a car, van, or truck to campus? (Not motorcycle, scooter, moped, etc.)

#	Answer		Response	%
1	Never, I ride with someone else		38	7%
2	Never, I do not commute to campus by car, van or truck		360	63%
3	Less than once a week		69	12%
4	About once a week		47	8%
5	More than once a week		34	6%
6	Every day		25	4%
	Total		573	100%

Statistic	Value
Min Value	1
Max Value	6
Mean	2.57
Variance	1.42
Standard Deviation	1.19
Total Responses	573

12. Thinking about the times when you come to campus by car, van, or truck, either as a driver or passenger, how many people are usually in the vehicle (including the driver)?

#	Answer	Response	%
1	One, I drive alone	128	23%
2	Two	76	13%
3	Three	24	4%
4	Four	17	3%
5	Five	0	0%
6	Six or More	1	0%
7	I never come to campus by car, van, or truck.	321	57%
	Total	567	100%

Statistic	Value
Min Value	1
Max Value	7
Mean	4.71
Variance	7.22
Standard Deviation	2.69
Total Responses	567

13. How often do you participate in a carpool or vanpool either as a passenger or a driver?

#	Answer	Response	%
1	Never	471	83%
2	Less than once a week	68	12%
3	About once a week	19	3%
4	More than once a week	6	1%
5	Every day	6	1%
	Total	570	100%

Statistic	Value
Min Value	1
Max Value	5
Mean	1.26
Variance	0.45
Standard Deviation	0.67
Total Responses	570

14. Do you currently use a park and ride to get to campus? If so, which one?

#	Answer	Response	%
1	Yes, UW Research Park (Science Drive)	0	0%
2	Yes, American Town Center (East Park Blvd)	0	0%
3	Yes, Dutch Mill (Hwy 12 & 18 at Hwy 51)	0	0%
4	Yes, North Transfer Point (1213 Huxley)	2	0%
5	Yes, Northside Town Center (Sherman Ave & Northport Drive)	1	0%
6	Yes, I park on the street	4	1%
7	Yes, I park in a parking lot not listed here	7	1%
8	No, I do not use a park and ride	557	98%
	Total	571	100%

Statistic	Value
Min Value	4
Max Value	8
Mean	7.95
Variance	0.11
Standard Deviation	0.33
Total Responses	571

15. Does a Madison Metro bus stop within four blocks of your residence?

#	Answer	Response	%
1	Yes	505	90%
2	No	42	7%
3	Not Sure	17	3%
	Total	564	100%

Statistic	Value
Min Value	1
Max Value	3
Mean	1.13
Variance	0.18
Standard Deviation	0.42
Total Responses	564

16. During GOOD WEATHER how often, if ever, do you commute to campus by a Madison Metro bus?

#	Answer	Response	%
1	Never	193	34%
2	Less than once a week	89	16%
3	About once a week	93	16%
4	More than once a week	99	18%
5	Every day	90	16%
	Total	564	100%

Statistic	Value
Min Value	1
Max Value	5
Mean	2.65
Variance	2.22
Standard Deviation	1.49
Total Responses	564

17. During BAD WEATHER how often, if ever, do you commute to campus by a Madison Metro bus?

#	Answer	Response	%
1	Never	130	23%
2	Less than once a week	66	12%
3	About once a week	57	10%
4	More than once a week	133	24%
5	Every day	178	32%
	Total	564	100%

Statistic	Value
Min Value	1
Max Value	5
Mean	3.29
Variance	2.46
Standard Deviation	1.57
Total Responses	564

18. What is the usual duration of your regular one-way bus trips to campus, including transfers? Please select one.

#	Answer	Response	%
1	5 minutes or less	43	12%
2	6 to 10 minutes	119	33%
3	11 to 20 minutes	134	37%
4	21 to 30 minutes	46	13%
5	31 to 40 minutes	7	2%
6	41 to 50 minutes	6	2%
7	51 to 60 minutes	3	1%
8	More than an hour	3	1%
	Total	361	100%

Statistic	Value
Min Value	1
Max Value	8
Mean	2.72
Variance	1.43
Standard Deviation	1.20
Total Responses	361

19. Which statement best describes the bus trips you take to campus this semester? Check as many as apply.

#	Answer	Response	%
1	Campus bus route only (Routes 80, 81, 82, 84)	167	46%
2	City bus route directly to campus without transfers	244	68%
3	City bus route with transfer to campus bus (Routes 80, 81, 82, 84)	26	7%
4	City bus route with transfer to another city bus	20	6%
5	Other	5	1%

Statistic	Value
Min Value	1
Max Value	5
Total Responses	360

20. If other, please specify

Text Response

I don't take the bus often

I take the 2

Whatever bus comes i take. Most stop around campus no matter the route

Sometimes I park my car at the transit station and take one bus to campus.

Statistic	Value
Total Responses	4

21. How often, if ever, do you ride the campus bus (Routes 80, 81, 82, 84, 85)?

#	Answer	Response	%
1	Never	139	25%
2	Less than once a week	145	26%
3	About once a week	105	19%
4	More than once a week	118	21%
5	Every day	53	9%
	Total	560	100%

Statistic	Value
Min Value	1
Max Value	5
Mean	2.64
Variance	1.72
Standard Deviation	1.31
Total Responses	560

22. How often, if ever, do you ride the campus bus AT NIGHT (Routes 80, 81, 82)?

#	Answer	Response	%
1	Never	83	20%
2	Less than once a week	146	35%
3	About once a week	86	20%
4	More than once a week	88	21%
5	Every day	17	4%
	Total	420	100%

Statistic	Value
Min Value	1
Max Value	5
Mean	2.55
Variance	1.31
Standard Deviation	1.14
Total Responses	420

23. How often, if ever, do you bicycle to campus in GOOD WEATHER?

#	Answer		Response	%
1	Never		303	54%
2	Less than once a week		48	9%
3	About once a week		33	6%
4	More than once a week		73	13%
5	Every day		103	18%
	Total		560	100%








Statistic	Value
Min Value	1
Max Value	5
Mean	2.33
Variance	2.67
Standard Deviation	1.63
Total Responses	560

24. How often, if ever, do you bicycle to campus in BAD WEATHER?

#	Answer		Response	%
1	Never		462	83%
2	Less than once a week		59	11%
3	About once a week		11	2%
4	More than once a week		19	3%
5	Every day		9	2%
	Total		560	100%

Statistic	Value
Min Value	1
Max Value	5
Mean	1.31
Variance	0.65
Standard Deviation	0.81
Total Responses	560

25. What is your student status?

#	Answer		Response	%
1	Freshman		70	13%
2	Sophomore		69	12%
3	Junior		105	19%
4	Senior		113	20%
5	Graduate		174	31%
6	Professional		18	3%
7	Special/Guest		11	2%
	Total		560	100%




Statistic	Value
Min Value	1
Max Value	7
Mean	3.63
Variance	2.28
Standard Deviation	1.51
Total Responses	560

26. How many credits are you currently taking?

#	Answer		Response	%
1	0		3	1%
2	1		0	0%
3	2		2	0%
4	3		27	5%
5	4		6	1%
6	5		0	0%
7	6		20	4%
8	7		7	1%
9	8		18	4%
10	9		26	5%
11	10		15	3%
12	11		6	1%
13	12		60	12%
14	13		56	11%
15	14		73	15%
16	15		68	14%
17	16		65	13%
18	17		25	5%
19	18		14	3%
20	19		3	1%
21	20		2	0%
22	21		0	0%
23	22		1	0%
24	23 or more		2	0%
	Total		499	100%

Statistic	Value
Min Value	1
Max Value	24
Mean	13.51
Variance	16.67
Standard Deviation	4.08
Total Responses	499

27. What is your sex?

#	Answer		Response	%
1	Male		237	42%
2	Female		320	57%
3	I would rather not say		3	1%
	Total		560	100%

Statistic	Value
Min Value	1
Max Value	3
Mean	1.58
Variance	0.25
Standard Deviation	0.50
Total Responses	560

28. What is your age?

#	Answer	Response	%
1	Rather not say	15	3%
2	1	0	0%
3	2	0	0%
4	3	0	0%
5	4	0	0%
6	5	0	0%
7	6	0	0%
8	7	0	0%
9	8	0	0%
10	9	0	0%
11	10	0	0%
12	11	0	0%
13	12	0	0%
14	13	0	0%
15	14	0	0%
16	15	0	0%
17	16	0	0%
18	17	3	1%
19	18	33	6%
20	19	73	14%
21	20	72	14%
22	21	68	13%
23	22	59	12%
24	23	25	5%
25	24	26	5%
26	25	28	6%
27	26	25	5%
28	27	13	3%
29	28	11	2%
30	29	17	3%
31	30	6	1%
32	31	7	1%
33	32	3	1%
34	33	5	1%
35	34	2	0%
36	35	4	1%

37	36		2	0%
38	37		0	0%
39	38		0	0%
40	39		2	0%
41	40		2	0%
42	41		0	0%
43	42		0	0%
44	43		0	0%
45	44		0	0%
46	45		1	0%
47	46		0	0%
48	47		1	0%
49	48		0	0%
50	49		0	0%
51	50		1	0%
52	51		1	0%
53	52		0	0%
54	53		1	0%
55	54		0	0%
56	55		0	0%
57	56		0	0%
58	57		0	0%
59	58		1	0%
60	59		0	0%
61	60		0	0%
62	61		0	0%
63	62		1	0%
64	63		0	0%
65	64		0	0%
66	65		0	0%
67	66		0	0%
68	67		0	0%
69	68		0	0%
70	69		0	0%
71	70		0	0%
72	71		0	0%
73	72		0	0%
74	73		0	0%

75	74		0	0%
76	75		0	0%
77	76		0	0%
78	77		0	0%
79	78		0	0%
80	79		0	0%
81	80		0	0%
82	81		0	0%
83	82		0	0%
84	83		0	0%
85	84		0	0%
86	85		0	0%
87	86		0	0%
88	87		0	0%
89	88		0	0%
90	89		0	0%
91	90		0	0%
92	91		0	0%
93	92		0	0%
94	93		0	0%
95	94		0	0%
96	95		0	0%
97	96		0	0%
98	97		0	0%
99	98		0	0%
100	99		0	0%
	Total		508	100%

Statistic	Value
Min Value	1
Max Value	63
Mean	23.36
Variance	43.82
Standard Deviation	6.62
Total Responses	508

29. What is your home zip code?

Text Response

55305

53706

02537

53703

53726

53704

53006

53705

53072

53703

53726

53705

53715

53719

53703

53717

53704

53705

53703

53705

53713

53703

53703

54016

53706

53704

53703

53703

53704

53703

53703

53703

53703

53703

53523




53511

53705
53704
53715
53715
53092
53711
53704
60026
53711
53706
53705
53122
53703
53583
53706
53706
53703
54401
53045
53572
53706
53711
53715
53703
53711
55960
53711
55901
53715
53715
53713
53715
53703
53719
53562
53045
53703
53703

53703
53726
53185
53705
53711
53703
53703
53703
53705
53703
48176
53703
53715
53703
53706
53703
53711
60514
55419
53715
53706
53711
53706
53706
53726
53706
53713

Statistic	Value
Total Responses	502

30. Where do you currently live?

#	Answer		Response	%
1	Eagle Heights / University Houses		25	4%
2	University residence hall		99	18%
3	Other		434	78%
	Total		558	100%

Statistic	Value
Min Value	1
Max Value	3
Mean	2.73
Variance	0.29
Standard Deviation	0.53
Total Responses	558

31. Comments

Text Response

PUT MORE CAMPUS BUSES ON THE ROUTE!! They are always so crowded (especially in the winter)

More buses. During bad weather (snow, heavy rain, etc.), there are many students who cannot get on the bus because there are so many students in them already.

We need more buses going to Eagle Heights at 2:15 there are times I stand (at Humanities Building Park St. Stop) and watch three full buses go by, before I can get on one to get home, this turns a 20 minute commute into 45-60 minute. Two buses go to lot 76 so regardless they wouldn't take me home. It's unfortunate. Also, getting to Grainger hall is difficult with the new 80 route , I really hope we can bring back the 84 or at least have an alterante 80 route heading to campus; similar to the lot 76 situation where it could follow the old 80 route. Other than that I love having the 80 route pick me up at our apartment and take me straight to campus, it's great thank you.

More night-time bus service from campus to the South Transfer point would be nice, or more busses coming to campus from the South during bad weather.

I live in the Willy Street neighborhood and travel to the Health Sciences Learning Center for my classes (UW hospital). I typically take the 38 when I can because it is direct, but it has very limited running hours. I would really appreciate if it would run later at night, at least until 7pm and later in the morning, into 10 am even if it is once/hour. I've spoken to a lot of other people who take the 38 and work at the hospital/attend school there and they feel the same way for our safety at night and to cut down having to drive to class/work.

There do not seem to be many options to take the bus at night to the Bassett Neighborhood when classes are not in session. I understand the late night options are often the campus buses, but other options would be appreciated.

I often take my kids to/from day care before and/or after school.

If the bike lanes on Gorham and Johnson (that run to campus from the East Side of Madison) felt safer, I would ride my bike to campus more often. However, bicyclists in these lanes often get dangerously squeezed between parked cars, moving traffic, and city buses that swerve in and out of the bike lane to make stops. For this reason, I don't always feel that I have a safe, quick commute to campus by bike from my home (on the East Side).

If UW takes away free bussing I will lose 100% respect.

We NEED to bring the 85 back. Also, the buses are SO crowded during the winter, and if the 85 is not brought back, the 80 should come much more frequently during prime hours, because the buses are so crowded that many people are not let on. The 80 is supposed to come every 10 minutes, but that rarely happens. Please bring back the 85!

Bus system is great!

Although the UW Mobile- Buses app is very helpful, it would be even more helpful if it included the routes. For example, when you look up a route, it just says the stops, not the exact way that the bus travels.

I would take the campus bus routes if they brought more routes back and had more stops. I miss the 85!

I find the bus maps that I pick up with my bus pass confusing, more information on available apps or other technologies would be appreciated.

I have been having an extremely hard time trusting the Metro system. I just recently had ankle surgery, so I cannot walk to any of my classes. Depending on the buses has made me late for classes every day. The 80 drivers are never polite or kind to me when I've asked to have the handicap ramp lowered, and sometimes shut the door in my face as I'm stepping onto the platform because other riders board from

the back door. I also work on the other side of the Capitol, so in order to get to and from work, I have to take a city bus. The buses have been consistently late by about 5 minutes for the past two weeks around 3:00 pm and have caused me to be late to my job. If I could afford to take a cab instead of the bus, I would. Last week, I was at a bus stop on Capitol Square and the bus I was depending on to take me home just didn't show up. Altogether, I have had a truly awful experience with the transportation system. I think it would be beneficial to spend more money on more campus buses like the 80, as well as making sure the buses are actually on time so people who depend on them can be on time to work, class, and other commitments.

Please do not continue to reduce student access to transportation or reduce availability of transportation. I depend on the bus pass that I receive through UW-Madison to get between my home, campus and my second job. The reduction of the 81 route was especially disappointing for me, as this left me with only a limited number of options on the days where I was required to be on campus until late in the evening.

Campus and city snow removal is terrible

Taking away safe rides and downsizing the bus routes was a terrible idea. Also, the university needs to reverse the decision to make university lots regulated 24/7. It is going to greatly hinder research conducted at night by undergraduates and grad students, as well as professors/employees who cannot otherwise afford parking on campus. If we want to remain a world class research institution we had better support the people who do the work.

The buses are so crowded in winter that I often have to wait for one or two to pass before I can get on one. I've started walking an extra few blocks to get on a stop earlier where there aren't so many people

New parking policies have been a bane. Especially for mopeds. I'm losing over an hour a day trying to accommodate driving and parking with the 1 lot restriction for a single vehicle, and the afternoon permits that don't become active until 1630. Really would like lots that accept any permit during the day.

Private Apartments

I know the economy has affected Madison Metro. During the weekend, I wish there was more consistent bus times. I don't have a car, and a good public transportation system is essential. On the weekends, I want to take cabs more because I know it's more consistent than the bus. I live by the capitol and I know I have better access to the bus, than my friends. I appreciate and use the bus, but I noticed the bus schedule has been cut. This affects mine and many others people ability to go around Madison at times.

I'm an outlier, both statistically and literally, as I live in Cambridge and am a dissertator/PhD student.

My only concern and complaint with University transportation services is the ridiculous rules and pricing for moped parking. I understand that the University is trying to reduce the number of mopeds on campus, but for me as a student-athlete it is vital to my success. I have limited time and have to cover a wide radius throughout my day within 5-10 minutes. The new parking rules have made it nearly impossible to arrive to class or appointments on time without receiving a parking ticket. Thank you

I wish parking on campus was cheaper, and there was MORE parking available for students.

Will live at eagle heights next semester.

I currently use my moped to commute to campus almost everyday. It really hurts to drive past multiple lots that are empty on my way to my one designated spot that I can park at. It would be nice if the hours on the lots were shorter. Because by the time I have a 230 class, almost all the moped spots are empty. In addition, it would be nice to go straight to my after class commitments right after class instead of walking back to my spot and risking being late. The moped lot regulations should be looked at and revised after this year.

I am impressed with the bus schedule near my house (W DOTY and N BROOM/S BASSETT, routes

10,19,38). If anything it would be nice to have a few more in the mornings instead of more from noon to three (Route 1, 10, 38)

The 80 takes forever to get from hospitals to Witte stop, which is where I get off. I think the loop around by Union South should be omitted and the bus should take a left on Johnson like it used to.

#80 never follows the real time on app!!! It's very tough for us to wait at least 20 min in the snow and in such a cold weather!!!

It would be easier to use the UW public transportation if there were more locations to pick up bus passes.

GO BADGERS

The new moped regulations are a pain. It has made owning a moped pointless. Bring back the previous moped parking. Let it go back to first come first serve to the spots. Also from my time spent on campus I see much more risky situations caused by bicycles not following traffic laws than mopeds. Its a rare occasion to see a bicycle stop at a red light even.

The 80 bus route needs to be changed. It is simply bad right now. Please consider our sufferings..... :)

You are the worst.

I have not found the Madison bus system to be a good use of the ASM student funds.

The 80 is a very convenient route to take, it goes by all of the buildings I have classes in. The only problem is I can't take it during school hours because the bus is simply too full. I hate being packed in like a sardine and, especially when the bus is so full, it is oftentimes just as fast to walk to class. When the weather is as miserable as it has been lately, I would gladly take the bus. But, because of its limited capacity, I never do.

Langdon

I have had some extremely tramatic experiences on the route 80 and route 4 bus as an older returning adult student with a (by age and health issues) medically challenged leg. I have also had some serious panick attacks. I have even been accused of stealing a students bus pass by that student because it just couldn't be possible in her little world of silver spon life and lack of diversity experiences that I could possibly be a UW-Madison student in her eyes from her closed and blind eyed vision. I still don't understand her viewpoint but I am a 50 year old woman Outstanding Returning Adult Student award and scholarship winner as well as a Marrion McCammand Award winner. I have had some seriously sorrowful, painful and hopeless experiences. I still hope, pray and believe that it will get better. I will finally be finishing school this May 2013. i started at the university in 1980 and had to leave but did return. I do plan to return for graduate school. Thank you for such important surveys in order to gather research and provoke great change...THANK YOU!!! I APPRECIATE THE GREAT EFFORT!!! I HOPE I HAVE HELPED FROM MY LITTLE SEEMINGLY DUSTY, OVER LOOKED, STEREOTYPED YET RICH, ROYAL AND GOLDEN CORNER OF THE WORLD!!!

Please change the moped parking system. I usually use a moped because I have reduced mobility due to a series of illnesses I had, and I cannot park in the lot closest to my building because it was sold out the day I got my parking pass (the first day they were available). However, the lot is almost always at least half-empty, as are the other three lots I pass on my way to the lot for which my pass is valid. This is extremely frustrating, seeing so many empty, unused spots that I am not allowed to use. If I may, I would suggest grouping the lots into zones to allow us a little more flexibility in where we park.

Apartment in Mansion Hill neighborhood.

The Madison Metro is also never on time. I have yet to have a bus on time in bad weather this semester. This is very frustrating. Sometimes I have to wait 15 minutes in the bad weather at the stop and the bus is so packed you can't even get on. Madison Metro needs to up the frequency of their busses at every

stop.

You should have asked these questions before you changed the parking situations on campus and started giving tickets to everyone! It doesn't make sense to give tickets after 5pm when most lots are not occupied and you make students park a few blocks away just to avoid getting tickets, while not factoring safety issues involved with long walks at night to get to their cars! I hope you reconsider these new parking regulations that seeming don't serve the best interest of students.

Madison Metro is usually late in the afternoon/evening routes by 5-10 minutes, which is mostly unacceptable.

I wish there was more parking for graduate students on campus - it would be far cheaper to live farther out (e.g. Middleton, Fitchburg), but our schedules are such that the limited & long bus routes make getting to campus from those areas too difficult. Undergrads can live on campus and deal with the ridiculous costs. Seems unfair that the Foundation lot is so empty but grad students are not considered for spots without 'extenuating' circumstances.

I do not like the current moped permit policy.

I think it's foolish to take away the rights of moped riders by taking away their parking spots. We pay a high amount for a parking pass to be able to park in less than five spots on campus. As an athlete that makes life very difficult. Sometimes we'll have practice or meetings 15 minutes after a class that's halfway across campus from where our meetings are. Further, we actually follow the rules of the road. If you are going to restrict our use then bicyclists must be restricted too. I cannot count how many times bicycles do whatever they want, including verging across traffic lanes, running into both parked and moving cars and pedestrians and blatantly running red lights and stop signs. They are much more of a worry and quite honestly problem than mopeds.

I have a house now, but have lived in non-University housing for the past 6 of my 7 years on campus.

Parking is extremely difficult and only becoming worse for students on campus. Transportation Services can be very difficult to work with (I had many problems getting a working temporary lot 76 pass) and they can be extremely inconvenient. Having lots open to the public/any other lot holder after business hours was nice, but now having everything monitored at every time is very irritating. If the City of Madison allows meters to be unregulated after a certain time in most places, why is the University so special that it monitors it always? Milking additional money out of faculty, staff and students who have to commute is discriminatory- not everyone can use the madison metro or carpooling. I am very happy to be graduating this spring, partially due to being able to stop parking and paying hundreds-almost thousands-to the University over the past 6 years. The transportation services parking "police" are commonly referred to as "Nazis" for a good reason.

I use the metro bus system very often--just not going to campus. The bus that goes by my house does not go close enough to my building.

I wish I could take the bus and would be very open to it, however the bus that stops by me comes by very infrequently.

I transferred here from the University of Minnesota. At the U of M there was one route that every student took called the Campus Connector. This route was a figure 8 around campus taking you to pretty much wherever you needed to go. This route was free for students and there were 10's of busses that ran that route at any one time, meaning your wait time was never over 3 minutes. I understand that the U has 3 campuses so this kind of route is very necessary, but with the majority of UW students not living within the confines of campus classes, (Langdon (east), College Court (south), elsewhere). It would be so convenient to have a non stop bus line that everyone understood running. The current routes don't come often enough, and are hard to understand. They are also more often than not completely full when they get to your stop, making the wait for the bus completely useless. I currently live on Langdon street, and my walk to Engineering Hall every day at 8:30 in the morning is 1.3 miles. If I

have a break in between my classes I can walk up to 6 miles in one day. A non stop University line that circulated campus regularly (every few minutes) that you could count on would be such an asset to students and at a world class university, why do we rely on city transportation that doesn't cater to the students that actually live here?

The new moped policy is absolutely bogus. The moped parking lots aren't even close to being half full. I'm not sure why the Transportation department has such a vendetta against mopeds, but it is entirely unwarranted. I live by engineering campus, but I had to drop a class in humanities because I couldn't get there in time without using my moped as I had in the past. I don't believe for one second the argument that a majority of moped drivers drive their moped to campus from off campus, and then park it and walk to class. That is entirely untrue. Yes some moped drivers are reckless, but so are some car drivers. There is no reason to take it out on every moped owner. In fact, I would argue that bike riders are more reckless and dangerous than mopeds on campus. I hope that the policy reverts back next year for the sake of the students that will still be here.

yert

I wish you had some questions about quality about the buses

Madison Metro is great! Especially for snowy/rainy days!

Sometimes when I'm alone I like to curl up in a ball and pretend I'm a big ol pea.

I live at Old Univ Ave

I take bus 80 to get from Lakeshore area to Southeast Residence after 6 pm and sometimes when I am waiting for a bus ten minutes before it is suppose to arrive, it never does until an hour later or so (and I double checked the schedule). Also the 80 gets really full and pact at certain times in bad weather and the bus driver completely ignores a bus stop because the bus is full and there's a lot of people waiting for the bus outside in the bad weather. A suggestion to fix this is to have fold up chairs for all the chairs, if no one is sitting then it would make more space (look at how the metro in Paris, France works, they have folding chairs and they could fit a lot of people on those buses).

I would like to be able to have the option to drive to campus so I could live a bit farther away. I have a nearly new car that I could drive but I'm forced to store it because theres not many places to park near campus. The parking on campus is expensive and almost always nearly full.

Since the Campus bus routes have been changed, and their frequency of arrival has been lessened, they have become infinitely more USELESS! I don't use them anymore because they are no long a convenient option for me! To make matters worse, the bus arrival times listed on Google Maps, which everyone uses to time their arrivals at stops, are completely inaccurate! The drivers that run the campus routes are lazy!! They don't do nearly as good of a job of making sure to stay on schedule as the regular city drivers do! You're wasting my money and making Campus Bus a more useless transportation option!!!! Make the routes more widespread and more frequent, and make sure that buses stay on time, and I will GLADLY PAY MORE SEG FEES FOR IT!!!!!!!!!! GOOD SERVICES HAVE VALUE!!!! BAD ONES DON'T!!!!!!!!

Mopeds FTW

Witte

I have no idea what is going on with the parking ramps, specifically lot 64 and the parking ramp under the school of human ecology but it is never open and always full, regardless of it being empty. What is the deal? I have to drive to school because I have to drop my kids off at school and when I get to campus there are no parking spaces available, even when there are clearly spaces open! I haveno idea why the parking on campus is so complicated and difficult to navigate. I guess UW-Madison rather have empty spaces rather than making revenue. I and my colleauges do not understand the rationale behind the empty (full) parking lots. Hmmm??!

My use of the campus buses (80, etc) depends on where my classes are located on campus and if a

campus bus is available. I used the 85 more than other bus and that bus has been eliminated. I know one of the many 80 buses now covers the route of the 85 but I find the current system of having to know which 80 bus goes to which places confusing. When time and schedules dictate life, that is not the time to realize that you are on the wrong 80 bus going somewhere you never intended to go.

I live on the North side of Madison.

Thanks. Usually I use metro bus at 8 am and go back at 6 pm to cook dinner. After that, I will drive to campus and park at the Engineering Parking lot. Thanks

I have had to cut my campus bus rides short 80% of the time this year due to busses being overloaded.

I hope this survey will allow continued bus passes for students. I rely heavily on the metro busses to get to campus for class and to get home from the library late at night.

Wish more buses took Old University Ave rather than Campus Dr. As it is it's at least a ten minute walk from the stops on either end of Campus Dr. to my destination (vet school).

I travel from Milwaukee, usually taking Badger Bus to the Union, and then a campus or city bus to the HSLC

I live on Langdon Street.

I take route 57 to and from campus almost every day (M-F). If I miss it, I take the 56 or the 50/51 and transfer to the 2. I greatly appreciate the bus service to campus, particularly the frequency of the 57 at the beginning and end of the work day!

I'll be living much further off campus next year.

Since I live so close to campus (just over a mile away), my choice of transportation to class tends to be much less routine than this survey would imply. My decision to walk or ride the bus varies based not only on the weather, but also on my schedule (if I'm running ahead or pressed for time).

I think that all of the campus routes as well as Madison Metro routes in the downtown area and even city wide are all very important to a lot of people. I think that the later bus routes, such as the 82 that I take home from late classes, should be better advertised because I never really understood where they went until this (my senior) year. Overall I'm incredibly pleased with the transportation system that we have!

Metro bus and affordable transportation options are very valuable to making UW-Madison a great place to study. I think the bus system services are really essential and am so grateful we have access to free bus passes during the semester.

I work at the VA Hospital, and my schedule varies per day of the week. I am not sure how accurately the survey captures my transportation habits. I bike as much as possible and take any bus available when I do not bike.

I would really prefer some more bus from my area to the campus in the night. I can only use 19 at night to come back from the campus and that comes every hour.

Thanks for the survey

I'm scared to try the bus route.

Parking is a hassle on campus. The university needs to examine the current policies and provide more (affordable) options to students. Free parking should be available to students for use at all campus library parking structures/adjacent surface lots (between the hours of 4pm-7am, unless the space is required for evening events sponsored by the University). The campus has many lots across the campus that are not being used to full capacity. The UW Transportation Service needs to inform students of any changes in policies/rules/regulations via email. NO exceptions. Additionally, the campus bus routes are operating at a dangerous capacity. More busses need to be provided to safely transport students across the campus, especially during inclement weather.

.....Kind of uneasy to waste so much time on bus everyday. Would you consider broadcasting some light music on board?

There is no bus route from the zipcode 53718 towards the campus in the mornings and later in the evenings

I think that the 82 should run all day, not just at night. Also, I think that there needs to be another 80 bus during peak time in the winter, like between 8:30-3:00. The bus leaves people behind all of the time, and it's really frustrating. It's even more frustrating that UW changed the moped system and told people who ride mopeds to walk/or take the bus once they get to campus...but then they take out 80 routes. More people on less buses doesn't make sense. I know this really isn't a transportation thing too, but from being here for 4 years I think traffic flow would be improved drastically if there were stop/walk lights at the intersection of charter and linden.

In my case, I use a moped/bike to commute to campus between late april(whenever the snow is gone) to November(first snow fall). During the winter, I use Madison Metro. Therefore, distinctions for me regarding good or bad whether are mainly based on what season it is.

It'd be nice to be able to select only certain routes for viewing on the online map. Right now, the map is so polluted that I can barely tell where each route goes; that's why I never take the bus.

I would like to see improved systems for students with cars. I understand that it's not feasible for parking during the day; however, I am usually at the a library late at night and know that the ramps are very empty at those times.

I use to drive my moped until you totally fucked up the moped parking. As someone with chronic back pain I really wish I could still drive my moped to class.

Keep the campus buses!

I basically always use the bus.

The reason I usually walk during bad weather is that the buses are always full. They sometimes don't even stop.

Statistic	Value
Total Responses	92

APPENDIX B: Complete Results – Faculty & Staff

Initial Report

Last Modified: 02/28/2013

1. Please answer the following questions for times that you travel to the UW Madison campus for work. Please continue answering questions until you are prompted that you've reached the end of the survey. How many miles is it one way from your current daily residence to campus? Please select one.

#	Answer	Response	%
1	Less than 1 mile	20	3%
2	1 to 2 miles	70	10%
3	3 to 5 miles	162	24%
4	6 to 10 miles	185	27%
5	11 to 25 miles	168	25%
6	26 miles or more	72	11%
	Total	677	100%

Statistic	Value
Min Value	1
Max Value	6
Mean	3.93
Variance	1.59
Standard Deviation	1.26
Total Responses	677

2. During GOOD WEATHER, what is your most frequent way of traveling to campus? Please select one.

#	Answer	Response	%
1	Walk	27	4%
2	Bicycle	107	16%
3	Moped	3	0%
4	Motorcycle	13	2%
5	Drive alone in a car, truck, or van	326	48%
6	Private commuter bus (i.e. intercity bus service)	0	0%
7	Someone drops me off (not carpool)	15	2%
8	Carpool member	34	5%
9	State vanpool member	10	1%
10	Madison Metro city bus (NOT Route 80, 81, 82, 84)	125	19%
11	Campus Bus (Route 80, 81, 82, 84)	5	1%
12	Other public bus system (i.e. Monona Transit)	0	0%
13	Other	10	1%
	Total	675	100%

Statistic	Value
Min Value	1
Max Value	13
Mean	5.68
Variance	8.28
Standard Deviation	2.88
Total Responses	675

3. If other, please specify

Text Response

I drive alone in my car from home to Lot 60, then I use a BCycle bike to get to my building.
 combination (you only let me select "one!"). Drive to Verona, bike or bus in on Madison Metro
 Combination of car and walking.
 About half days I drive or my spouse drops me off.
 I drive, but drop off two other people on the way (one on campus, one at West High)
 Drive with one other person in family (not carpool)
 Drive, park a mile away then walk.
 I live in Waunakee. I park off campus and bike to my office on campus.

Statistic	Value
Total Responses	8

4. In GOOD WEATHER, how long does it usually take you to travel to campus from your current residence? Please select one.

#	Answer	Response	%
1	10 minutes or less	50	7%
2	11 to 20 minutes	215	32%
3	21 to 30 minutes	226	33%
4	31 to 45 minutes	110	16%
5	46 to 60 minutes	62	9%
6	More than an hour	12	2%
	Total	675	100%

Statistic	Value
Min Value	1
Max Value	6
Mean	2.93
Variance	1.30
Standard Deviation	1.14
Total Responses	675

5. During BAD WEATHER, what is your most frequent way of traveling to campus? Please select one.

#	Answer	Response	%
1	Walk	22	3%
2	Bicycle	15	2%
3	Moped	0	0%
4	Motorcycle	0	0%
5	Drive alone in a car, truck, or van	354	53%
6	Private commuter bus (i.e. intercity bus service)	0	0%
7	Someone drops me off (not carpool)	32	5%
8	Carpool member	37	5%
9	State vanpool member	9	1%
10	Madison Metro city bus (NOT Route 80, 81, 82, 84)	183	27%
11	Campus Bus (Route 80, 81, 82, 84)	8	1%
12	Other public bus system (i.e. Monona Transit)	2	0%
13	Other	12	2%
	Total	674	100%

Statistic	Value
Min Value	1
Max Value	13
Mean	6.71
Variance	7.21
Standard Deviation	2.69
Total Responses	674

6. If other, please specify

Text Response

I drive my car to a spot where I can park it for the day then walk about 2 miles to work. I do the reverse on the way home.

I drive alone in my car from home to Lot 60, then take the Campus Bus (#80) to my building.

I drive my car to the West Transfer point and then take Madison Metro to campus

Combination of car and metro bus.

drive and drop off two others

Personal Car to Madison metro bus parking, then Madison metro to campus

Drive with one other family member (not carpool)

I park off campus and would then take a bus in bad weather.

work from home

Statistic	Value
Total Responses	9

**7. In BAD WEATHER, how long does it usually take you to travel to campus from your current residence?
Please select one.**

#	Answer	Response	%
1	10 minutes or less	26	4%
2	11 to 20 minutes	115	17%
3	21 to 30 minutes	183	27%
4	31 to 45 minutes	184	27%
5	46 to 60 minutes	102	15%
6	More than an hour	64	9%
	Total	674	100%

Statistic	Value
Min Value	1
Max Value	6
Mean	3.61
Variance	1.68
Standard Deviation	1.30
Total Responses	674

8. When do you usually arrive on campus for the day? Please select one.

#	Answer		Response	%
1	Before 7:00 am		95	14%
2	7:00 am to 7:59 am		220	33%
3	8:00 am to 8:59 am		240	36%
4	9:00 am to 9:59 am		68	10%
5	10:00 am to 10:59 am		23	3%
6	11:00 am to 11:59 am		6	1%
7	12:00 pm to 12:59 pm		6	1%
8	1:00 pm to 1:59 pm		2	0%
9	2:00 pm to 2:59 pm		4	1%
10	3:00 pm to 3:59 pm		3	0%
11	4:00 pm to 4:59 pm		1	0%
12	5:00 pm to 5:59 pm		1	0%
13	6:00 pm to 6:59 pm		2	0%
14	After 7:00 pm		2	0%
	Total		673	100%

Statistic	Value
Min Value	1
Max Value	14
Mean	2.79
Variance	2.69
Standard Deviation	1.64
Total Responses	673

9. When do you usually leave campus for the day? Please select one.

#	Answer	Response	%
1	Before 7:00 am	1	0%
2	7:00 am to 7:59 am	7	1%
3	8:00 am to 8:59 am	2	0%
4	9:00 am to 9:59 am	1	0%
5	10:00 am to 10:59 am	1	0%
6	11:00 am to 11:59 am	3	0%
7	12:00 pm to 12:59 pm	5	1%
8	1:00 pm to 1:59 pm	5	1%
9	2:00 pm to 2:59 pm	25	4%
10	3:00 pm to 3:59 pm	76	11%
11	4:00 pm to 4:59 pm	257	38%
12	5:00 pm to 5:59 pm	183	27%
13	6:00 pm to 6:59 pm	68	10%
14	After 7:00 pm	37	6%
	Total	671	100%

Statistic	Value
Min Value	1
Max Value	14
Mean	11.23
Variance	3.00
Standard Deviation	1.73
Total Responses	671

10. Based on your current schedule, which days of the week are you normally on campus? Select all that apply.

#	Answer		Response	%
1	Sunday		60	9%
2	Monday		643	96%
3	Tuesday		636	95%
4	Wednesday		643	96%
5	Thursday		637	95%
6	Friday		610	91%
7	Saturday		65	10%

Statistic	Value
Min Value	1
Max Value	7
Total Responses	670

11. On average, how many days a week do you DRIVE a car, van, or truck to campus? (not motorcycle, scooter, moped, etc.)

#	Answer		Response	%
1	Never, I ride with someone else		29	4%
2	Never, I do not commute to campus by car or van		93	14%
3	Less than once a week		109	16%
4	About once a week		36	5%
5	More than once a week		77	12%
6	Every day		323	48%
	Total		667	100%

Statistic	Value
Min Value	1
Max Value	6
Mean	4.51
Variance	2.91
Standard Deviation	1.71
Total Responses	667

12. Thinking about the times when you come to campus by car, van, or truck, either as a driver or passenger, how many people are usually in the vehicle (including the driver)?

#	Answer	Response	%
1	One, I drive alone	458	69%
2	Two	100	15%
3	Three	14	2%
4	Four	5	1%
5	Five	1	0%
6	Six or More	3	0%
7	I never come to campus by car, van, or truck.	79	12%
	Total	660	100%

Statistic	Value
Min Value	1
Max Value	7
Mean	1.96
Variance	3.83
Standard Deviation	1.96
Total Responses	660

13. How often do you participate in a carpool or vanpool either as a passenger or a driver?

#	Answer	Response	%
1	Never	563	84%
2	Less than once a week	28	4%
3	About once a week	17	3%
4	More than once a week	16	2%
5	Every day	43	6%
	Total	667	100%

Statistic	Value
Min Value	1
Max Value	5
Mean	1.42
Variance	1.21
Standard Deviation	1.10
Total Responses	667

14. Do you currently use a park and ride to get to campus? If so, which one?

#	Answer	Response	%
1	Yes, UW Research Park (Science Drive)	3	0%
2	Yes, American Town Center (East Park Blvd)	0	0%
3	Yes, Dutch Mill (Hwy 12 & 18 at Hwy 51)	2	0%
4	Yes, North Transfer Point (1213 Huxley)	10	1%
5	Yes, Northside Town Center (Sherman Ave & Northport Drive)	1	0%
6	Yes, I park on the street	21	3%
7	Yes, I park in a parking lot not listed here	16	2%
8	No, I do not use a park and ride	614	92%
	Total	667	100%

Statistic	Value
Min Value	1
Max Value	8
Mean	7.80
Variance	0.66
Standard Deviation	0.81
Total Responses	667

15. Does a Madison Metro bus stop within four blocks of your residence?

#	Answer	Response	%
1	Yes	333	50%
2	No	304	46%
3	Not Sure	29	4%
	Total	666	100%

Statistic	Value
Min Value	1
Max Value	3
Mean	1.54
Variance	0.34
Standard Deviation	0.58
Total Responses	666

16. During GOOD WEATHER how often, if ever, do you commute to campus by a Madison Metro bus?

#	Answer	Response	%
1	Never	416	62%
2	Less than once a week	77	12%
3	About once a week	24	4%
4	More than once a week	54	8%
5	Every day	95	14%
	Total	666	100%

Statistic	Value
Min Value	1
Max Value	5
Mean	2.00
Variance	2.27
Standard Deviation	1.51
Total Responses	666

17. During BAD WEATHER how often, if ever, do you commute to campus by a Madison Metro bus?

#	Answer	Response	%
1	Never	389	58%
2	Less than once a week	58	9%
3	About once a week	16	2%
4	More than once a week	54	8%
5	Every day	149	22%
	Total	666	100%

Statistic	Value
Min Value	1
Max Value	5
Mean	2.27
Variance	2.88
Standard Deviation	1.70
Total Responses	666

18. What is the usual duration of your regular one-way bus trips to campus, including transfers? Please select one.

#	Answer	Response	%
1	5 minutes or less	4	2%
2	6 to 10 minutes	19	8%
3	11 to 20 minutes	66	28%
4	21 to 30 minutes	81	34%
5	31 to 40 minutes	36	15%
6	41 to 50 minutes	22	9%
7	51 to 60 minutes	9	4%
8	More than an hour	0	0%
	Total	237	100%

Statistic	Value
Min Value	1
Max Value	7
Mean	3.96
Variance	1.62
Standard Deviation	1.27
Total Responses	237

19. Which statement best describes the bus trips you take to campus this semester? Check as many as apply.

#	Answer	Response	%
1	Campus bus route only (Routes 80, 81, 82, 84)	20	9%
2	City bus route directly to campus without transfers	197	85%
3	City bus route with transfer to campus bus (Routes 80, 81, 82, 84)	12	5%
4	City bus route with transfer to another city bus route	29	12%
5	Other	2	1%

Statistic	Value
Min Value	1
Max Value	5
Total Responses	233

20. If other, please specify

Text Response

I sometimes walk from my house to HSLC (~1 mile), then take the 80 bus.

Statistic	Value
Total Responses	1

21. How often, if ever, do you ride the campus bus (Routes 80, 81, 82, 84)?

#	Answer	Response	%
1	Never	292	44%
2	Less than once a week	243	37%
3	About once a week	56	8%
4	More than once a week	54	8%
5	Every day	20	3%
	Total	665	100%

Statistic	Value
Min Value	1
Max Value	5
Mean	1.90
Variance	1.11
Standard Deviation	1.05
Total Responses	665

22. How often, if ever, do you ride the campus bus AT NIGHT (Routes 80, 81, 82)?

#	Answer	Response	%
1	Never	291	78%
2	Less than once a week	57	15%
3	About once a week	14	4%
4	More than once a week	7	2%
5	Every day	3	1%
	Total	372	100%

Statistic	Value
Min Value	1
Max Value	5
Mean	1.32
Variance	0.50
Standard Deviation	0.71
Total Responses	372

23. How often, if ever, do you bicycle to campus in GOOD WEATHER?

#	Answer	Response	%
1	Never	473	71%
2	Less than once a week	48	7%
3	About once a week	23	3%
4	More than once a week	48	7%
5	Every day	74	11%
	Total	666	100%





Statistic	Value
Min Value	1
Max Value	5
Mean	1.80
Variance	2.00
Standard Deviation	1.41
Total Responses	666

24. How often, if ever, do you bicycle to campus in BAD WEATHER?

#	Answer	Response	%
1	Never	594	89%
2	Less than once a week	32	5%
3	About once a week	13	2%
4	More than once a week	13	2%
5	Every day	14	2%
	Total	666	100%



Statistic	Value
Min Value	1
Max Value	5
Mean	1.23
Variance	0.59
Standard Deviation	0.77
Total Responses	666

25. What is your university classification?

#	Answer		Response	%
1	Faculty		112	17%
2	Classified Staff		231	35%
3	Academic Staff		304	46%
4	Other		19	3%
	Total		666	100%

Statistic	Value
Min Value	1
Max Value	4
Mean	2.35
Variance	0.62
Standard Deviation	0.79
Total Responses	666

26. What is your employment status with the university?

#	Answer		Response	%
1	Full time		573	86%
2	Part time		91	14%
	Total		664	100%

Statistic	Value
Min Value	1
Max Value	2
Mean	1.14
Variance	0.12
Standard Deviation	0.34
Total Responses	664

27. If part time, please specify %

Text Response

50
80
75
80
75
50
45
60
50
56
75
75
90
50
70
50
90
50
66
33
50
60
0%
60
75
10
80
50
90
20
70
80
75
25
50
80

75
50
50
20
70
50
50
60
80
50
50
50
60
84
17
20
40
50
50
75
20
va
60
20
50
50
15
60
75
60
75
23
2
50
80
63
10
?

75
75
80
80
40
1%
60
80

Statistic	Value
Total Responses	82

28. What is your sex?

#	Answer	Response	%
1	Male	252	38%
2	Female	390	59%
3	I would rather not say	22	3%
	Total	664	100%

Statistic	Value
Min Value	1
Max Value	3
Mean	1.65
Variance	0.29
Standard Deviation	0.54
Total Responses	664

29. What is your age?

#	Answer	Response	%
1	Rather not say	44	7%
2	1	2	0%
3	2	0	0%
4	3	0	0%
5	4	0	0%
6	5	0	0%
7	6	0	0%
8	7	0	0%
9	8	0	0%
10	9	0	0%
11	10	0	0%
12	11	0	0%
13	12	0	0%
14	13	0	0%
15	14	0	0%
16	15	0	0%
17	16	0	0%
18	17	0	0%
19	18	0	0%
20	19	0	0%
21	20	0	0%
22	21	0	0%
23	22	1	0%
24	23	5	1%
25	24	6	1%
26	25	9	1%
27	26	7	1%
28	27	10	2%
29	28	9	1%
30	29	8	1%
31	30	15	2%
32	31	11	2%
33	32	17	3%
34	33	13	2%
35	34	15	2%
36	35	15	2%

37	36		8	1%
38	37		9	1%
39	38		10	2%
40	39		9	1%
41	40		13	2%
42	41		13	2%
43	42		14	2%
44	43		10	2%
45	44		6	1%
46	45		17	3%
47	46		11	2%
48	47		12	2%
49	48		23	4%
50	49		16	2%
51	50		15	2%
52	51		18	3%
53	52		23	4%
54	53		16	2%
55	54		18	3%
56	55		20	3%
57	56		24	4%
58	57		17	3%
59	58		26	4%
60	59		19	3%
61	60		11	2%
62	61		12	2%
63	62		14	2%
64	63		11	2%
65	64		6	1%
66	65		6	1%
67	66		9	1%
68	67		4	1%
69	68		3	0%
70	69		4	1%
71	70		3	0%
72	71		5	1%
73	72		0	0%
74	73		1	0%

75	74		2	0%
76	75		1	0%
77	76		0	0%
78	77		0	0%
79	78		1	0%
80	79		0	0%
81	80		0	0%
82	81		0	0%
83	82		0	0%
84	83		0	0%
85	84		0	0%
86	85		0	0%
87	86		1	0%
88	87		1	0%
89	88		0	0%
90	89		0	0%
91	90		0	0%
92	91		0	0%
93	92		0	0%
94	93		0	0%
95	94		0	0%
96	95		0	0%
97	96		0	0%
98	97		0	0%
99	98		0	0%
100	99		1	0%
	Total		650	100%

Statistic	Value
Min Value	1
Max Value	100
Mean	45.09
Variance	296.75
Standard Deviation	17.23
Total Responses	650

30. What is your home zip code?

Text Response

53703

53562

53714

53705

53508

53508

53597

53532

53562

53590

53597

53575

53704

53715

53597

53703

53562

53583

53703

53590

53715

53717

53719

53711

53531

53711

53572

53589

53703

53581

53704

53593

53719

53704

53916

53704

53716
53593
53711
53704
53704
53714
53704
53705
53711
53593
53716
53705
53717
53719
53719
53029
53589
53597
53711
53533
53590
53705
53713
53704
53516
53703
53703
53705
53705
53711
53704
53705
53704
53593
53560
53901
53704
53562

53717
53562
53562
53711
53705
53598
53711
53703
53533
53574
53593
53597
53714
53711
53703
53705
53590
53711
53572
53575
53711
53726
53590
53590
53704
53575
53711

Statistic	Value
Total Responses	627

31. What is your household income?

#	Answer	Response	%
1	Under \$15,000	4	1%
2	\$15,000-\$24,999	14	2%
3	\$25,000-\$34,999	42	6%
4	\$35,000-\$44,999	43	7%
5	\$45,000-\$54,999	52	8%
6	\$55,000-\$64,999	43	7%
7	\$65,000-\$74,999	47	7%
8	\$75,000-\$84,599	45	7%
9	\$85,000 or higher	240	37%
10	I would rather not say	126	19%
	Total	656	100%

Statistic	Value
Min Value	1
Max Value	10
Mean	7.56
Variance	5.71
Standard Deviation	2.39
Total Responses	656

32. Comments

Text Response

Please keep providing the free staff bus passes!

I am a UW faculty member whose office and clinical practice is based at Meriter Hospital. it would be great to be able to take a bus from here to campus destinations.

I would like to see this campus take bicycling seriously; by that I mean create routes dedicated for bicycle and/or pedestrian travel on campus. Bicycling on this campus can be dangerous at times when automobiles, undergraduates, buses, construction equipment, and bicycles are all on the same narrow roads. I would like to see the campus really strive to make it easier and safer for bicyclists to get from one end of campus to the other. Some kind of dedicated routes that are off limits to vehicles would go along way towards promoting more bicycling and less automotive congestion on campus. Thanks.

During the spring, summer and fall months I typically bike or walk 4-5 times a week. From Dec-Feb I drive as I bring my husband in with me. Soon, he will work from home and I'll be bussing during these months. However once a week I teach a class off campus and I need to drive in on these days. I'm therefore waiting for the flex pass. Until I obtain one and my husband works from home, I pay for parking Dec-Feb almost on a daily basis as a year round pass would be a waste for me. Thanks.

Travelling home from campus by bus is significantly more difficult and takes much longer than travelling to campus because of the hours I work. Because I work past 7:00 PM I often have to transfer, take a slower connection, or plan to end my workday at a specific time in order to catch a bus.

Want to explain a few of my questions. Although not a state carpool, I do travel to Madison and carpool with my husband. He drops me off two blocks from my office and then parks a mile from his office and rides his bike. On days he is not available, I have a flex parking permit. I probably only use this about 15-30 days per year.

This seems to miss a lot of important info. I come to campus with 3 in the car and leave with one because I drop kids off at daycare and my wife picks them up. That is by far the single biggest reason I don't bus or bike because trying to do that with small children is way to much of a hassle and inflexible. It is also why I don't bother trying to car pool as trying to schedule around yet another schedule is to complicated.

You should bring a bus route back to 21 N Park St as we are the central HR office for all of campus. Right now it is very hard for people to get to us. When we had the 85 people had access. Would it be that hard to have the 80 come down this way for drop off and pick up?

I hope my responses can promote public transportation issues. As I inform every political candidate who comes to my door, if there was a public transportation option from Waunakee I would definitely use it. My work hours are just uneven enough that joining a vanpool is not an option. Thank you.

I flex park, using it about once per month when I have errands after work that require a car. I walk about .8 mi or .7 mi to the bus stop from my house (I am between two lines, which is nice). I use the rack on the bus when the weather turns bad (i.e., rain) for the return trip home; I like it. Typically I take the bus December - February; I avoid snow and ice.

I have a young child so none of the alternative methods available to me work for my commute.

I appreciate the free bus pass and use it all winter. I typically take the #28 bus directly to campus during winter months. It is always standing room only, both on my way into work and on my way home. During UW breaks Metro cuts back on service, and the volume of riders is greater. The rush hour times are not affected by classes being in session. Many commuters park in my neighborhood to catch the bus, it's the same people every day. Would love to be able to have a seat on my way into work and on my way home. Thanks!

I used to work on campus and now work off-campus in Verona. If I worked on Campus I would be using

the campus bus or city bus in the winter after I would park my car in either a park and ride lot or a cheaper university lot. In the fair weather months, I would prefer to ride my bike after parking my car in a cheaper lot or a park and ride lot. With our income decreasing it is good to provide affordable choices to people who have to commute to work.

You asked whether I lived within 4 blocks of a bus stop. However, you failed to ask me how far I would have to walk at the campus end of my commute which would be an additional 4-5 blocks. I believe taking the bus would double my commute time. Your survey doesn't seem to get at that issue in any way.

I do hope that Transportation Services is able to improve. It's repeatedly disappointing how the parking assignment system seems to function in a very backward manner, particularly this past year. The parking lot attendants (and several of the employees at the WARF location) lack customer service skills, and have no incentive to change.

During winter sidewalks from old Univ. Avenue on the west side of Walnut st. poorly maintained with little clearance of snow and no attempt to deal with ice. O

This survey does not ask about how people get home. That information varies greatly depending on time of departure from work.

I LOVE that you give us free bus passes! Please keep that up -- it is nice to have a perk like that when Walker has taken so much away from us!!! :-)

The parking pass priority system should be uniform and transparent. If limiting parking passes is supposed to be to encourage other forms of transportation, a lottery might make more sense. Right now, a parking pass is a status symbol, and decision makers don't worry about public transportation because they are important enough to park anywhere they want. A bus that runs every 30-60 minutes is not frequent enough to be useful, even if it stops right in front of my house.

Keep the bus pass perk.

Use the 80 bus, sometimes 2-3 times in a day. It is a great service!!!! Consider alternating the bus route going; directly to Memorial Union and the next one including the South Campus.

I would be more apt to take the Madison Metro if I didn't have to cross University Avenue. When it was rebuilt the walk lights were theoretically improved, which means pressing the button does nothing. It can take a long time to use three stoplights to get accros university ave to the bus stop. In bad weather it is very easy to slip crossing the street. I stopped riding my bike when they started tearing up the roads so I could not get to the Temin bike path . I take the campus bus, even though it takes a lot longer, so I do not have to cross University.

More parking would be ideal for employees. When there are errands that need to be done after work, the city bus complicates these things. IF we worked at other businesses, parking would be provided. It just creates another headache.

I used to bike daily year round. As a friend / coworker started a carpool (with on campus parking) I bike to her house and then carpool from there. Biking in the winter is getting less fun as I get older. (I have been biking to campus since I started Grad School here in 1980).

Getting around campus on the bus, which I need to do several times a week, is challenging with the incredible number of students on the bus. It seems like more frequent buses during the crowded times of the day would be a huge improvement for campus bus service.

I often drive to work on the weekends as it allows me to work while balancing family commitments. For example, I can run into work to start an experiment, then run to a soccer game and return 2 hours later. This wouldn't be possible w/out the convenience of having a car at work. The problem is that it is difficult to park legally close to my work DESPITE the fact that the building has a parking lot that is sitting empty. I would be very happy to pay for a weekend parking pass if that option were available. It seems

wrong that only employees who drive all week -- as opposed to those of us who do the university a favor by reducing traffic/parking demand -- have the option of parking in many of the open lots on the weekends. Employees who work on the weekend are donating their time to the university. Thanking them with no good legal parking options and expensive parking tickets -- as many of my lab members have received -- is not good policy.

Why you need gender is beyond me; though I understand age

I do nearly all of my teaching prep work & grading from home, and am not on campus very much when I'm not in class. When I come in to campus to teach, I come by bike or bus or drop-off with bus for return trip. But, I also sometimes need to stop by our department for very brief meetings with students or to do routine office stuff such as copying stuff or getting mail. Usually then I'm with my car, running several errands at a time which poses a severe problem when it comes to where to put the car for a few minutes. There is simply no parking structure in place for these very short-time stops - not nearly enough of those "loading zone" 25-minute meters, and there seem to be fewer and fewer of them around. It doesn't make sense for me to bike in for these tasks, and the bus schedule is horrible during mid-day. (Either way it would take me an hour to get to and from campus for a 5-minute stop!!) I don't need the full hour minimum - usually just 10-15 minutes or so at most. Please think about the needs of those of us who work remotely - a bigger and bigger group, I suspect.

use Flex parking for occasional car use - excellent program

Please consider options for part-time parking permits.

PLEASE do not stop the bus pass benefit!!

My work schedule changes every week because we provide services first, second, and third shift. There is good bus options for those of us that have this situation. Parking is extremely expensive, and there is no options available for units that must flex their schedules based on other department needs. PLEASE CONSIDER OFFERING OPTIONS FOR US!! I must drive every day to work/home. Thanks!

I use B-Cycle almost daily during the summer months.

My work location is not on campus, but in Middleton

Carpooling has no incentive, reduce in price possibly?. Pay same price. Should get discount on when need to buy a day pass. Parking costs continue to go up with no rhythm or reason. Frustrating. . .

There is no bus service available within 20 miles of my home.

I drop and pick up kids at the beginning and end of my day. while I could have someone ride with me, I have to have a car for my kids. It is the main consideration in my commute.

biking is always best for getting to campus

I have parking permit for UW parking grage that is far from the building that I work. It is discouraging for us to work at night on weekdays when we have to pay extra to park at the grage that is nearby. It will be nice, if UW let people who have parking permit to park at any grage during evenings for free.

You asked how many people ride to work in the morning counting the driver. My answer was one. You didn't ask how many people ride home with you. My answer is two.

Being able to only describe the most common option hides a huge amount of relevant variation.

Would take the bus if there was service from Oregon.

I would probably reconsider getting a parking pass if I had a better choice of spots. Right now, the best open lot is 6 blocks away from my building, while my bus drops me off 1 block away. The reason I would switch from bus to car is because, right now, the bus adds 30 minutes each way to my commute.

Seems like the people who drive to work are the bad guys and yet we are the ones who subsidize the bus riders. Living in the Town of Dunn, I don't want to travel almost all the way to work only to stop at a

park and ride and wait for a bus. Additionally I have health problems which require frequent visits to the doctor. Years ago I lived in Eagle Heights and taking the bus made sense even though I had to transfer 3 times to get to my office off the square.

What gets done with all the money people pay for parking? ITs not like you are building new lots or making car-pooling more accessable. is it just going to pay the salaries of the people who's only job it is to drive around all day giving people tickets, collecting money that they then just use to pay themselves is a never ending cycle of non-productivity? I have had exactly 0 positive encounters with University Transportation Systems in the 13 years I have been on campus. It would be nice to get a quarterly or monthly news letter stating what you are doing with the money you bring in, and just how much of it is being brought in, that is, if you actually have any positive projects to discuss. For me and many others, a point of concern is that we pay a lot for parking every year, yet any time there is a sporting event we are told to park elsewhere. What gets done with the money brought in from those events? A little transparency from your department would go a LONG way.

I wish that the campus bus (80) did not change its route and the times so often. This summer, the route and times changed so much that at certain points in week, I was lost.

Bus routes need to be expanded to suburbs like Sun Prairie, Cottage Grove, Verona, etc. More park and rides needed on east side - better parking at East Transfer point would be helpful. Please keep free bus service for UW employees and students.

I am not a fan of the Director of Transportation.

Perhaps have the city take down more of its 2 hr. parking signs!!!

I need a raise!

I have a handicap permit. Also, 1/4 of the year I work a non-standard schedule of arriving by 7am and leaving about 5:30 pm so I cannot be in a carpool. I also have to pick up children from an afterschool program certain days of the week and my bus does not go past the school.

The bus is a decent option for me, but it's sad that it takes an hour to travel 8 miles.

I typically bus as much as I can and my general route takes 50 minutes most days. It can take as much as an hour but never less than the 50 minutes. Which is a LONG commute for an 8+- mile(s), from east Madison, bus ride. There have only been one or two times when the weather was so HORRIBLE that it took more than an hour and then it took much more than an hour. On the days that I do drive, it's typically alone because I have to go to a meeting or someplace not necessarily on campus and the bus schedule doesn't accommodate that activity or reach the area I need to go to without excessive planning and transferring and extended trip times making it too much trouble to bus. On those days, my spouse who works in the area and bussed in will typically take the vehicle home and I'll bus home or we drive home together if possible. I do not believe my income level, position or classification for employment, or gender would influence this. I am physically not able to bike and/or walk 8+ miles 2X daily.

I'm on the 15 ... I really appreciate it when there are extra buses, but in the afternoon, only some of the extra buses go all the way. The ones that stop at Sheboygan and don't continue to Junction Rd (or at least to High Point) miss a large number of the people as the bus stays crowded after Sheboygan still.

great idea; hope the results are published/released to media.

1. Parking at UW-Madison is more than ten times as expensive as it was at my previous university, and it consists of uncovered surface lots, unlike the covered ramps at my previous institution. Scraping ice off the windshield after a long day at work is no fun. 2. There is WAY too little convenient guest parking for visitors coming from off-campus who have business on campus, whether for an hour or a day. 3. There are employees who can't get parking within a reasonable walking distance of their own campus workplace -- I'm aware of a case where there's only or two assigned spots for a building with a staff of 5-

6. This creates hardship for staff members who have to take turns sharing a single spot, with one person walking in from well off-campus when it's not their turn to have the spot. I don't understand this at all. 4. There is no non-metered parking for individuals who have regular business at Bascom Hall but who don't actually have an office in that building. This creates a difficult situation for those who can't always walk all the way across campus from their normal place of work, especially in bad weather. 5. Students have a 15 minute passing period, but it takes 20 minutes to walk from one end of campus to another. Not everyone can use a bike, and either walking or biking can be totally miserable in bad weather. The city bus schedule is not always well timed. There should be a dedicated shuttle or even a trolley that runs continuously back and forth lengthwise across campus between University Hospital and the vicinity of East Campus Mall. It should make pickups every 5 minutes or less during passing periods, and it should be free.

Metro is awesome

I live 7.5 miles from campus, but I live in a part of Madison where bus routes don't work for me. I can't catch the 8:15am express bus due to child starting school, and next bus is 30 min later and takes 40 minutes to get downtown. Returning home, the last express bus to my neighborhood leaves downtown at 5:45pm, but I work later than that. In order to get home by bus there is a 20 minute wait at transfer, and it takes at least 90 minutes to get home, meaning I get home at 7:30pm--or I could just drive home 18 minutes by car. I have 6 more hours of time at home in the evenings per week if I drive.

I often have to go to my office late a night and to carry books and documents. For that purpose I need to drive and to park on campus. It is important that Transportation Services do not add to the burden of our workload by making us pay for the time we spend on campus after 4:30. Please provide more flexibility and parking opportunities for flex permit holders who have to park on campus after their work schedule.

I used to ride share to campus. When Parking took away my Flex Parking and would only let me buy a full year permit I have been driving everyday. I do use a bike on campus in warm weather, but not in the rain. Madison Metro is not an option. It does not come to my area of Madison and it would take 3 hrs to get to campus. Commute times is not realistic.

I would take the bus if one came to Oregon, Wisconsin.

Bus and ride sharing are not practical. It already takes a huge chunk out of my day to commute I shouldn't have to add more commute time and inconvenience to do something other than drive. We should be able to park for much less than we currently pay. You need to create more parking instead of coming up with impractical suggestions for getting people to work. If I took the bus or carpooled this would make it difficult for me to make any doctor's appointments, to do errands after work, to be able to go to the gym after work, etc.

As a working mom, it is very difficult to carpool or take the bus. I don't have the support I would need to leave for work early enough. I am committed to a work schedule that isn't flexible to a carpool or taking the bus. If there was a way to take away from my lunch instead of having to work late, I might consider it. I cannot leave my house before I do because of my children. I cannot work late because of my children. My only flexible time would be my lunch time.

Having a subsidized bus pass is a serious motivator in my decision not to drive.

parking should be cheaper for faculty and classified staff. and we should be considered in special event parking like Badger bash.

Need a bus stop IN Sun Prairie to be effective.

I think increased enforcement would improve the transportation system on campus. I think parking permits are appropriately priced, but due to low enforcement, people park illegally. If there were increased enforcement, I think more people would use transportation alternatives and we would find the inventory of parking spots exceeds the demand at the current pricing.

I ride the 38. The bus stops at 321, 327 and then not until 354 I don't understand why there is not a bus in between. People get out of work around 3:30 Why is there such a gap at peak time. It is a big thing for me because I drive 64 miles after I get off the bus. If I miss that 327 bus I have to wait almost one half an hour. I can take other busses but then I have to walk a mile to where I park my car I don't mind the walk but then I lose that time again. I do think the bus drivers are great! I give them a lot of credit for what they do every day!! Thanks guys!!!

I wish there was a light rail train to take from outlying areas to the campus area. In the meantime, I wish there was an express bus service from East Towne or somewhere in the Sun Prairie/East Town area to the campus and downtown areas.

It is very difficult to find transportation for a part time worker. I have two jobs and a car is my best option because I have to get from one job to another quickly. Also, I put in that I arrive around 9 and leave after 5 but it varies whether I start at that time or leave at that time.

I take the 38 home and it is VERY crowded at night, sometimes I have to wait for the next one to get on.

It might be more relevant to determine income due to the University

I'm from a city where you HAVE to drive to get anywhere. So I look at the world as driving from point A-B. I suspect that people that have lived in places with good public transportation/bike options would have different answers. I walk across campus to go to another location, unless it's the medical school, then I drive. (Regardless of the weather.)

I do use the campus buses (route 80) 8X weekly at least 4 times during fall semester with classes. Each student would ride the bus from campus to Eagle Heights Community Garden once a week for 4 independent labs (approximately 80 students)

I live ~10 miles from campus. My normal means of transportation is driving into Madison, parking on Wingra drive near Park street and then biking into campus. Since you only allowed one answer on the questions, the answers don't reflect my true mode of transportation.

Buses only run a few times in my neighborhood and are inconvenient as I have to be on campus twice a day

Retired-Emeritus

I have Aspergers-that's why I can't tolerate riding the bus.

Two reasons I drive in my car every day: My work schedule involves many meetings in the community (South Madison) after hours and on Saturdays. Monona is not served by Madison Metro buses. Thanks for asking

I wish our car pool could get a discount for our parking permits because we are NOT using the bus. If you lived in Madison it is free to come to work, to me this is NOT an equal benefit for employees! The cost of parking is crazy and is not shared with everyone, getting to work should be a shared event by all or not given to anyone.

I am not in a registered car pool but I do car pool with someone who doesn't have a car. I also have an elderly parent in a nursing home and there are times when I have to leave work due to a health emergency with my parent.

Thank you for surveying us to improve the commute. I ride the 38 and one major problem coming and going is the number of standing passengers (usually students) that get on/off in the Bassett neighborhood. This is especially bad in the winter, and even affects riders who get a seat and constantly get hit in the head with backpacks from over-crowded buses. Perhaps there could be a campus bus loop that went even further into the student neighborhoods to lessen the load at rush-hour/peak times?

Why was the Bus 82 daily route changed to only afternoon times? I work in a building on Linden Drive and have a disability so that I can't walk far. There are meetings in the 21 No. Park building that I cannot

attend since I carpool and don't have a car to drive there and there is no bus service during the work day.

we need to get higher pay so we can afford to park on campus

I work as clinical instructor for the pharmacy school

Mondays & Tuesdays, in winter I drive and park near Vilas park and bicycle to & from campus; Thursdays & Fridays I ride with my wife to Madison Newspapers and bicycle to & from campus. In summer I mostly commute by motorcycle.

If I take the bus I have to go through the west transfer point and it takes around 45 minutes, so I usually drive. I'd be interested in park and ride if there were more.

I would LOVE to bike to campus OR take the bus, but I work 2 jobs because your pay schedule is so bad in my classification. It's great to have these transportation perks, but it doesn't help much when the hourly pay is not commensurate with the work being done. I am in a union position though no fault of my own, and I feel union positions are getting the short end of the stick in the "HR redesign"

Hopefully will be getting a bicycle for the summer, but for right now just by car.

The free faculty bus pass is a wonderful, highly appreciated thing. I use it almost every day, multiple times.

gross salary (before taxes)

Driving affords me flexibility in my schedule, which I need.

The only reason I drive to work is I have two small children that attend daycare at the Waisman center and we live too far for me to feel comfortable biking them in good weather. The metro buses are not predictable enough for me to come to and from our home to campus with my children. Before I had children I never drove to campus. I always took the bus and plan to do so when my girls reach elementary school.

I appreciate all the services that UW Transportation offers to our campus. Even though I cannot use many of those services, I let others know about them all the time. Keep up the great work!

Asking about the disabled status of respondents could help to get a clearer picture of what percent of staff might ride bikes or wait at bus stops or join a van pool, if they are able, as some are not able to do so.

How about asking about transportation office flexibility and compassion in dealing with parking related issues???

I have an injured knee due to childhood illness, which prevents me from walking to campus from my house. Also, it is too far to walk to a bus stop with a briefcase containing a heavy computer, papers, and teaching materials.

We live in the country, it is 4 miles to Middleton to catch a bus. I carpool with my husband, though we are not an official carpool.

My workplace is off campus. This response probably should be excluded from your review.

The route 6 never reaches on time to the west transfer point. They need to put one extra because it is always too full w/ school kids and people out of work. The drivers (some) are not nice people and w/ not good customer service.

Really? An age of 1 is a valid choice? :-)

Statistic	Value
Total Responses	104

APPENDIX C: Complete Results – Hospital Employees

Initial Report

Last Modified: 04/11/2012

1. Please answer the following questions for times that you travel to the UW Hospital for work. Please continue answering questions until you are prompted that you've reached the end of the survey. How many miles is it one way from your current daily residence to the hospital? Please select one.

#	Answer		Response	%
1	Less than 1 mile		29	3%
2	1 to 2 miles		47	5%
3	3 to 5 miles		131	15%
4	6 to 10 miles		251	28%
5	11 to 25 miles		256	29%
6	26 miles or more		181	20%
	Total		895	100%

Statistic	Value
Min Value	1
Max Value	6
Mean	4.34
Variance	1.63
Standard Deviation	1.28
Total Responses	895

2. During GOOD WEATHER, what is your most frequent way of traveling to the hospital? Please select one.

#	Answer		Response	%
1	Walk		36	4%
2	Bicycle		61	7%
3	Moped		4	0%
4	Motorcycle		12	1%
5	Drive alone in a car, truck, or van		602	68%
6	Private commuter bus (i.e. intercity bus service)		3	0%
7	Someone drops me off (not carpool)		24	3%
8	Carpool member		19	2%
9	State vanpool member		8	1%
10	Madison Metro city bus (NOT Route 80, 81, 82, 84)		103	12%
11	Campus Bus (Route 80, 81, 82, 84)		4	0%
12	Other public bus system (i.e. Monona Transit)		2	0%
13	Other		12	1%
	Total		890	100%

Statistic	Value
Min Value	1
Max Value	13
Mean	5.50
Variance	5.53
Standard Deviation	2.35
Total Responses	890

3. If other, please specify

Text Response

I drive in my own car then park on a side road and take Metro into work
drive in 5 mi and street park and then take route 2 Metro into hospital

Ride in with my husband. (Car)
drive son to school at Edgewood. then to lot 60
drive with a co-worker to Olin Ave. and take 44 bus to and from hospital.







I ride with my husband (we both work at UW Hospital)
drive my car and have a passenger

Carpool with another member to down by Hilldale Mall, then take the Metro Bus.

I am a home-based medical language specialist and do not commute daily to the hospital to work
I drive my car from Odana and Mldvale to near Midvale and University. I then ride the #2 bus to the hospital.

Statistic	Value
Total Responses	10

4. In GOOD WEATHER, how long does it usually take you to travel to the hospital from your current residence? Please select one.

#	Answer		Response	%
1	10 minutes or less		67	8%
2	11 to 20 minutes		233	26%
3	21 to 30 minutes		258	29%
4	31 to 45 minutes		192	22%
5	46 to 60 minutes		101	11%
6	More than an hour		38	4%
	Total		889	100%

Statistic	Value
Min Value	1
Max Value	6
Mean	3.16
Variance	1.60
Standard Deviation	1.26
Total Responses	889

5. During BAD WEATHER, what is your most frequent way of traveling to the hospital? Please select one.

#	Answer		Response	%
1	Walk		33	4%
2	Bicycle		8	1%
3	Moped		0	0%
4	Motorcycle		0	0%
5	Drive alone in a car, truck, or van		625	70%
6	Private commuter bus (i.e intercity bus service)		7	1%
7	Someone drops me off (not carpool)		48	5%
8	Carpool member		25	3%
9	State vanpool member		8	1%
10	Madison Metro city bus (NOT Route 80, 81, 82, 84)		115	13%
11	Campus Bus (Route 80, 81, 82, 84)		5	1%
12	Other public bus system (i.e. Monona Transit)		1	0%
13	Other		13	1%
	Total		888	100%

Statistic	Value
Min Value	1
Max Value	13
Mean	5.87
Variance	4.98
Standard Deviation	2.23
Total Responses	888







6. If other, please specify

Text Response

Drive in my car then park on a side road and take the bus in
Drive in 5 mi and then take Metro route 2 into the hospital
Ride in car with husband
drive son to school at Edgewood then drive to lot 60
Drive half way and park in the neighborhoods, walk the rest of the way.
I drive with my husband (we both work at the hospital).
my car
Drive partway - park behind whole foods and then walk or bus the rest of the way
I am a home-based medical language specialist and do not commute daily to the hospital to work
I take the bus from hilldale as there is nowhere cheap to park at the hospital!! The whole part of not being able to park AT MY JOB OR PLACE OF EMPLOYEMENT SUCKS!! Its definently a chore to get from work and home. ESPECIALLY on the weekends. The bus doesn't go past my place until 705 in the morning!! I need to be at work at 7. Not cutting it!!
By car and bus if the bus is running. If not by car or cab if I can get one.
cab--I work at 7am on weekends and the bus doesn't run early enough I take the bus home from work, however It takes me 30-45 minutes to cab to work and approximately 60-75 minutes to bus/walk home

Statistic	Value
Total Responses	12

7. In BAD WEATHER, how long does it usually take you to travel to the hospital from your current residence? Please select one.

#	Answer		Response	%
1	10 minutes or less		30	3%
2	11 to 20 minutes		128	14%
3	21 to 30 minutes		176	20%
4	31 to 45 minutes		227	26%
5	46 to 60 minutes		188	21%
6	More than an hour		139	16%
	Total		888	100%

Statistic	Value
Min Value	1
Max Value	6
Mean	3.94
Variance	1.91
Standard Deviation	1.38
Total Responses	888

8. When do you usually arrive to the hospital for the day? Please select one.

#	Answer		Response	%
1	Before 7:00 am		340	38%
2	7:00 am to 7:59 am		250	28%
3	8:00 am to 8:59 am		112	13%
4	9:00 am to 9:59 am		18	2%
5	10:00 am to 10:59 am		12	1%
6	11:00 am to 11:59 am		6	1%
7	12:00 pm to 12:59 pm		10	1%
8	1:00 pm to 1:59 pm		8	1%
9	2:00 pm to 2:59 pm		39	4%
10	3:00 pm to 3:59 pm		8	1%
11	4:00 pm to 4:59 pm		11	1%
12	5:00 pm to 5:59 pm		3	0%
13	6:00 pm to 6:59 pm		51	6%
14	After 7:00 pm		16	2%
	Total		884	100%

Statistic	Value
Min Value	1
Max Value	14
Mean	3.34
Variance	13.33
Standard Deviation	3.65
Total Responses	884

9. When do you usually leave the hospital for the day? Please select one.

#	Answer		Response	%
1	Before 7:00 am		11	1%
2	7:00 am to 7:59 am		62	7%
3	8:00 am to 8:59 am		4	0%
4	9:00 am to 9:59 am		0	0%
5	10:00 am to 10:59 am		3	0%
6	11:00 am to 11:59 am		6	1%
7	12:00 pm to 12:59 pm		4	0%
8	1:00 pm to 1:59 pm		11	1%
9	2:00 pm to 2:59 pm		35	4%
10	3:00 pm to 3:59 pm		140	16%
11	4:00 pm to 4:59 pm		210	24%
12	5:00 pm to 5:59 pm		160	18%
13	6:00 pm to 6:59 pm		51	6%
14	After 7:00 pm		187	21%
	Total		884	100%

Statistic	Value
Min Value	1
Max Value	14
Mean	10.79
Variance	10.29
Standard Deviation	3.21
Total Responses	884

10. Based on your current schedule, which days of the week are you normally at the hospital? Select all that apply.

#	Answer	Response	%
1	Sunday	297	34%
2	Monday	779	88%
3	Tuesday	786	89%
4	Wednesday	777	88%
5	Thursday	778	88%
6	Friday	774	88%
7	Saturday	321	36%

Statistic	Value
Min Value	1
Max Value	7
Total Responses	882

11. On average, how many days a week do you DRIVE a car, van or truck to the hospital? (not motorcycle, scooter, moped, etc.)

#	Answer	Response	%
1	Never, I ride with someone else	25	3%
2	Never, I do not commute to campus by car, van or truck	92	10%
3	Less than once a week	62	7%
4	About once a week	31	4%
5	More than once a week	172	20%
6	Every day	499	57%
	Total	881	100%

Statistic	Value
Min Value	1
Max Value	6
Mean	4.96
Variance	2.28
Standard Deviation	1.51
Total Responses	881

12. Thinking about the times when you come to the hospital by car, van, or truck, either as a driver or passenger, how many people are usually in the vehicle (including the driver)?

#	Answer	Response	%
1	One, I drive alone	690	79%
2	Two	95	11%
3	Three	8	1%
4	Four	3	0%
5	Five	1	0%
6	Six or More	7	1%
7	I never come to the hospital by car, van, or truck	69	8%
	Total	873	100%

Statistic	Value
Min Value	1
Max Value	7
Mean	1.66
Variance	2.81
Standard Deviation	1.68
Total Responses	873

13. How often do you participate in a carpool or vanpool either as a passenger or a driver?

#	Answer		Response	%
1	Never		763	87%
2	Less than once a week		48	5%
3	About once a week		14	2%
4	More than once a week		24	3%
5	Every day		25	3%
	Total		874	100%

Statistic	Value
Min Value	1
Max Value	5
Mean	1.28
Variance	0.74
Standard Deviation	0.86
Total Responses	874

14. Do you currently use a park and ride to get to the hospital? If so, which one?

#	Answer	Response	%
1	Yes, UW Research Park (Science Drive)	2	0%
2	Yes, American Town Center (East Park Blvd)	0	0%
3	Yes, Dutch Mill (Hwy 12 & 18 at Hwy 51)	0	0%
4	Yes, North Transfer Point (1213 Huxley)	15	2%
5	Yes, Northside Town Center (Sherman Ave & Northport Drive)	0	0%
6	Yes, I park on the street	22	3%
7	Yes, I park in a parking lot not listed here	15	2%
8	No, I do not use a park and ride	824	94%
	Total	878	100%

Statistic	Value
Min Value	1
Max Value	8
Mean	7.85
Variance	0.48
Standard Deviation	0.69
Total Responses	878

15. Does a Madison Metro bus stop within four blocks of your residence?

#	Answer	Response	%
1	Yes	338	39%
2	No	493	56%
3	Not Sure	46	5%
	Total	877	100%

Statistic	Value
Min Value	1
Max Value	3
Mean	1.67
Variance	0.33
Standard Deviation	0.57
Total Responses	877

16. During GOOD WEATHER how often, if ever, do you commute to the hospital by a Madison Metro bus?

#	Answer		Response	%
1	Never		668	76%
2	Less than once a week		57	6%
3	About once a week		21	2%
4	More than once a week		53	6%
5	Every day		78	9%
	Total		877	100%









Statistic	Value
Min Value	1
Max Value	5
Mean	1.65
Variance	1.71
Standard Deviation	1.31
Total Responses	877

17. During BAD WEATHER how often, if ever, do you commute to the hospital by a Madison Metro bus?

#	Answer		Response	%
1	Never		671	77%
2	Less than once a week		39	4%
3	About once a week		18	2%
4	More than once a week		53	6%
5	Every day		96	11%
	Total		877	100%

Statistic	Value
Min Value	1
Max Value	5
Mean	1.70
Variance	1.93
Standard Deviation	1.39
Total Responses	877

18. What is the usual duration of your regular one-way bus trips to the hospital, including transfers? Please select one.

#	Answer		Response	%
1	5 minutes or less		7	4%
2	6 to 10 minutes		24	13%
3	11 to 20 minutes		38	21%
4	21 to 30 minutes		40	22%
5	31 to 40 minutes		32	17%
6	41 to 50 minutes		24	13%
7	51 to 60 minutes		10	5%
8	More than an hour		8	4%
	Total		183	100%

Statistic	Value
Min Value	1
Max Value	8
Mean	4.19
Variance	2.95
Standard Deviation	1.72
Total Responses	183

19. Which statement best describes the bus trips you take to the hospital? Check as many as apply.

#	Answer	Response	%
1	Campus bus route only (Routes 80, 81, 82, 84)	11	6%
2	City bus route directly to hospital without transfers	130	72%
3	City bus route with transfer to campus bus (Routes 80, 81, 82, 84)	8	4%
4	City bus route with transfer to another city bus	40	22%
5	Other	10	6%

Statistic	Value
Min Value	1
Max Value	5
Total Responses	180

20. If other, please specify

Text Response

Drive in and street park. Bus stop from house is too far and need to make transfers - ride from home takes too long.

I can take the 19 bus from my house to the Octopus car wash on Old University avenue. Depending on the weather, i either take a city bus or 80 bus to the hospital, or I walk from the Octopus car wash.

There are no city buses that come to my neighborhood, so I have to ride my car to the East Transfer Point, park my car for the day and catch a bus to the hospital.

I take bus to as close to hospital as I can get since my route does not directly go to UW. I then walk the rest of the way in.

I take Madison Metro Paratransit bus.

City bus to 5 blocks from hospital, then walk

I take VanGalder/Coach between janesville and madison and then take the 80 Madison Metro bus from the Memorial Union to the hospital in my daily commute. i live in janesville

I get off on University Ave. by Einstein Bagel and walk up the hill.

gt ride in moring

whichever bus is coming soonest






Statistic	Value
Total Responses	10

21. How often, if ever, do you ride the campus bus (Routes 80, 81, 82, 84)?

#	Answer		Response	%
1	Never		748	86%
2	Less than once a week		92	11%
3	About once a week		19	2%
4	More than once a week		12	1%
5	Every day		3	0%
	Total		874	100%

Statistic	Value
Min Value	1
Max Value	5
Mean	1.20
Variance	0.33
Standard Deviation	0.57
Total Responses	874

22. How often, if ever, do you ride the campus bus AT NIGHT (Routes 80, 81, 82)?

#	Answer		Response	%
1	Never		61	48%
2	Less than once a week		48	38%
3	About once a week		7	6%
4	More than once a week		8	6%
5	Every day		2	2%
	Total		126	100%

Statistic	Value
Min Value	1
Max Value	5
Mean	1.75
Variance	0.88
Standard Deviation	0.94
Total Responses	126

23. How often, if ever, do you bicycle to the hospital in GOOD WEATHER?

#	Answer		Response	%
1	Never		734	84%
2	Less than once a week		50	6%
3	About once a week		19	2%
4	More than once a week		47	5%
5	Every day		25	3%
	Total		875	100%

Statistic	Value
Min Value	1
Max Value	5
Mean	1.38
Variance	0.94
Standard Deviation	0.97
Total Responses	875

24. How often, if ever, do you bicycle to the hospital in BAD WEATHER?

#	Answer	Response	%
1	Never	832	95%
2	Less than once a week	24	3%
3	About once a week	5	1%
4	More than once a week	9	1%
5	Every day	5	1%
	Total	875	100%

Statistic	Value
Min Value	1
Max Value	5
Mean	1.09
Variance	0.23
Standard Deviation	0.48
Total Responses	875

25. What percent of time do you spend at each location for work? (Total must be 100%)

#	Answer	Min Value	Max Value	Average Value	Standard Deviation
1	UW Hospital campus (i.e. CSC, HSLC, AFCH, WIMR, Pharmacy, etc.)	0.00	100.00	93.48	20.78
2	Not at UW Hospital campus	0.00	100.00	6.52	20.78

Statistic	Value
Total Responses	873

26. What is your employment status with the hospital?

#	Answer	Response	%
1	Full time	668	77%
2	Part time	197	23%
	Total	865	100%




Statistic	Value
Min Value	1
Max Value	2
Mean	1.23
Variance	0.18
Standard Deviation	0.42
Total Responses	865

27. If part time, please specify percent.

#	Answer		Response	%
1	0-10%		6	3%
2	11-20%		11	6%
3	21-30%		9	5%
4	31-40%		6	3%
5	41-50%		23	12%
6	51-60%		39	20%
7	61-70%		24	12%
8	71-80%		49	25%
9	81-90%		23	12%
10	91-100%		5	3%
	Total		195	100%

Statistic	Value
Min Value	1
Max Value	10
Mean	6.38
Variance	4.80
Standard Deviation	2.19
Total Responses	195

28. What is your sex?

#	Answer		Response	%
1	Male		174	20%
2	Female		672	78%
3	I would rather not say		19	2%
	Total		865	100%

Statistic	Value
Min Value	1
Max Value	3
Mean	1.82
Variance	0.19
Standard Deviation	0.44
Total Responses	865

29. What is your age?

#	Answer	Response	%
1	Rather not say	35	4%
2	1	0	0%
3	2	0	0%
4	3	0	0%
5	4	0	0%
6	5	0	0%
7	6	0	0%
8	7	0	0%
9	8	0	0%
10	9	0	0%
11	10	0	0%
12	11	0	0%
13	12	0	0%
14	13	0	0%
15	14	0	0%
16	15	0	0%
17	16	0	0%
18	17	0	0%
19	18	0	0%
20	19	2	0%
21	20	4	0%
22	21	8	1%
23	22	16	2%
24	23	17	2%
25	24	18	2%
26	25	13	2%

27	26		35	4%
28	27		38	4%
29	28		33	4%
30	29		30	4%
31	30		24	3%
32	31		27	3%
33	32		30	4%
34	33		27	3%
35	34		21	2%
36	35		17	2%
37	36		11	1%
38	37		20	2%
39	38		16	2%
40	39		8	1%
41	40		23	3%
42	41		11	1%
43	42		20	2%
44	43		18	2%
45	44		20	2%
46	45		18	2%
47	46		13	2%
48	47		15	2%
49	48		21	2%
50	49		19	2%
51	50		24	3%
52	51		15	2%
53	52		16	2%
54	53		33	4%

55	54		23	3%
56	55		18	2%
57	56		12	1%
58	57		11	1%
59	58		15	2%
60	59		11	1%
61	60		15	2%
62	61		15	2%
63	62		3	0%
64	63		3	0%
65	64		3	0%
66	65		3	0%
67	66		2	0%
68	67		3	0%
69	68		0	0%
70	69		1	0%
71	70		1	0%
72	71		0	0%
73	72		0	0%
74	73		0	0%
75	74		1	0%
76	75		0	0%
77	76		0	0%
78	77		0	0%
79	78		0	0%
80	79		0	0%
81	80		0	0%
82	81		0	0%

83	82		0	0%
84	83		0	0%
85	84		0	0%
86	85		0	0%
87	86		0	0%
88	87		0	0%
89	88		0	0%
90	89		0	0%
91	90		0	0%
92	91		0	0%
93	92		0	0%
94	93		0	0%
95	94		0	0%
96	95		0	0%
97	96		0	0%
98	97		0	0%
99	98		0	0%
100	99		0	0%
	Total		856	100%

Statistic	Value
Min Value	1
Max Value	75
Mean	39.46
Variance	204.23
Standard Deviation	14.29
Total Responses	856

30. What is your home zip code?

Text Response

53590

53705

53574

53548

53597

53711

53529

53705

53711

53597

53589

53719

53529

53705

53558

53577

53719

53705

53714

53719

53508

53593

53593

53704

53704

53711

53536
53039
53911
53711
53521
53951
53578
53528
53572
53713
53703
53719
53716
53717
53719
53562
53719
53705
53718
53717
53704
53538
53705
53597
53703
53719
53711
53719

53558
53719
53726
53711
53593
53560
53597
53705
53965
53719
53704
53590
53590
53705
53589
53528
53719
53583
53719
53572
53510
53711
53562
53562
53711
53562
53715
53711

53593
53593
53960
53711
53593
53532
53713
53716
53726
53593
53562
53575
53528
53959
53534
53705
53717
53711
53575

Statistic	Value
Total Responses	847

31. What is your household income?

#	Answer		Response	%
1	Under \$15,000		21	2%
2	\$15,000-\$24,999		25	3%
3	\$25,000-\$34,999		63	7%
4	\$35,000-\$44,999		37	4%
5	\$45,000-\$54,999		67	8%
6	\$55,000-\$64,999		75	9%
7	\$65,000-\$74,999		64	7%
8	\$75,000-\$84,599		59	7%
9	\$85,000 or higher		249	29%
10	I would rather not say		195	23%
	Total		855	100%

Statistic	Value
Min Value	1
Max Value	10
Mean	7.37
Variance	6.74
Standard Deviation	2.60
Total Responses	855

32. Comments

Text Response

I am very disappointed at how slippery and a mess Lot 60 is after yesterday's snowfall!

Need better options for part time people.

I have applied and been turned down for Flex parking the last two or three years. It makes me angry that even though there is plenty of room to park when I do need to, that I am forced to pay \$12.00 instead on getting a reduced rate through Flex parking. I think it is a scam to get more revenue.

Due to the nature of my job and the wide variety of hours that I work - it is impossible for me to be part of a carpool, ride share or bus to work.

Love the free bus pass!!!!

The gates on Lot 76 cause delays in entering and leaving. Even though they are a money maker, we continue to see rate increases. I would be nice if you gave us a discount instead of charging excessive fees.

Please provide parking to employees that does not cost a \$700 a year.

I would love to take the bus but because it is not close to my house it would be very inconvenient.

Employees who work at the CSC-Hosp should be compensated monetarily to offset their parking expenses. UWHC should provide a free park and ride for employees willing to park offsite and ride to work. While park and ride is a free option, it is inconvenient if you have to leave your worksite somewhere during your workday and then return. Park and ride is also not a great option for working parents who might have to leave work due to a child's illness or something else arising during the workday.

Main Factors that affect my transportation choices: No bus service in my area, my call schedule, and arrival time of 0600 to 0615.

My husband and I both commute to the Hospital, but work different shifts. He comes in early and leaves to get home to meet the school bus (we have a 10 year old and 12 year old). I leave home after the bus picks up the kids in the morning and come in later and work later. I need to have my car close by in case the school calls (which is 45 minutes away) and also to be able to come and go for frequent medical appointments for my children and myself. This is the reason that I do not car pool. My husband did the park and ride and we found it was cheaper to get a parking space than to have to pay for a sitter. He can leave work and get home by the time the school bus drops the kids off, so we have avoided sitter costs.

I would like to be able to drive to work more in the good weather but cannot afford the parking lot rates and did not get flex parking this year

I'm a student.

Was a full time student the first half of year and worked part time

I would prefer to commute to UW hospital main campus for all my schedule work hours, but on occasions such as weekends, holidays, and late night shifts metro bus transit between the hospital and my east side home is unavailable or results in >1 hour commute. I drive and it takes about 15 minutes. I park as I can.

I alternate night and day shift. Night shift parking is fine. Day shift, there absolutely needs to be more options to park. Especially for people who live out of town and can't take a bus. They are putting up buildings and taking away the little bit of available parking. The price to pay for the parking is ABSOLUTELY outrageous. Most places don't make their staff pay to park so far away. I know there are now shuttles if needed, which helps, but does not make the cost any easier to take.

UW Transportation Services should make a more concerted effort to develop a parking plan for employees that do not fit the usual shifts. Some people work 11a-11p or 3p-3a and there is no good parking option for those on that kind of rotating schedule.

The Metro Bus that come by my house doesn't come early enough in the morning for me to be here at 0630.

I work as an LTE, but am given over 40 hours/week on average

I would be open to a van pool but since I work 12 hour shifts and every third weekend this doesn't seem to be a choice.

I work Wednesday thru Tuesday, seven evenings on and then off for seven evenings. I work a six hour shift 3:30-9:30. I have been an employee for over 20 years and so affordable parking should be made available to me. I also use a lot of vacation so I don't even need parking half the time. I am able to take the bus to work fine but it's coming home that's a problem. I would have a 45 minute layover at the west transfer point and I believe it is not safe to do this at 9:30 at night. I am also not going to sit outside at a bus stop in the winter for that long a time.

At my prior institution the hospital reimbursed people who commuted to work by bike fifty cents per day- made a huge incentive to bike. Also, I wish there was a way to park on the infrequent bad weather days when I can't bike that cost less than the \$12 per day which seems exhorbitant- or if one could buy a resident parking pass on a per-month basis so I could buy one only for January/February.

I would take the bus more if there was a more direct route to get to the hospital. I live less than 5 miles away but I have to leave an hour before my shift starts to get to work on time. Also would be more convenient if the buses came more frequently to the hospital than every 1/2 hour. If you miss the bus by a minute or two, you sit there a long time until another one comes. Simply not that convenient.

Madison Metro bus passes are a valuable asset to employees, I hope the purpose of this survey isn't trying to take bus passes away, I can't afford to park here!

I wish the shuttle provided from lot 60 to the hospital would run every 3-5 minutes like St. Marys hospital does for their employees. It is pointless waiting 10 minutes than walking from lot 60 down to the hospital..

paying all the money that we pay for parking is rediculuos. i can see paying something but maybe a bit cheaper cuz with out your staff you would have no one to care for your patients

I am on call 24 hours a day and need to have a vehicle with a parking pass so I can park when I get to work. On call 7 days a week. I would like to see a break for people in my situation for parking because i have to be here. I do not have the ability to ride a bus with my schedule.

Riding the bus from home to work takes too many stops, and takes over 35 min travel time,compared to driving a car which takes 12 min.

I take the #2 bus to the UW Hospital. At times the bus becomes very full as it drives on Old University Avenue.

I'd love to take my bike if there were bike lockers to use. I'd also take a bus more frequently if it didn't take so long to go to/from the hospital and home. Finally, my number one goal would be to have parking that I could use infrequently.

route 28 needs an extra bus at 6 am the bus is full of hospital employees and students

I am a student at UW-Madison and live on campus. I do not have a significant income.

Bus Pass is highly important for commute to campus and use beyond campus. It must be continued as a resource that works.

1. Parking Passes are too expensive for my income 2. I park over 70% of the time I am parking on the weekend/after hours. I tried to get flex parking but there is a waiting list. 3. I leave at 11:30 pm the majority of the time taking the shuttle is difficult to catch especially if the unit is busy and I get out late. This leaves me walking long distances in the dark alone. It makes me feel very unsafe. Even if I do catch the shuttle they drop you off at the bottom of the parking structure or corner of the lot still leaving me alone. 4. I cannot take the bus because it stops going to my home before I leave 5. Safety and Cost are my biggest challenge when it comes to parking at the hospital. I am unable to ride share due to my chagning schedule and the times that I am scheduled. 6. I would hope that better options would be available to me for parking.

It's too bad you can't be nice and give us free, easy to use parking for our jobs.

Since this is about carpooling I do car pool with my adult daughter who does not work at UW. We ride into Madison 5 days a week and she rides home with me 3 days a week.

I would prefer to investigate a home office to eliminate driving if it is at all possible.

many of us who catch the lot 60 shuttle to work at the 6 a.m. leaving lot 60 bus would like it to leave 4 to 5 minutes earlier. It now drops off at the loading dock entrance/ not the front door. It also wastes time going around the underbuilding circle, instead of pulling into an empty stall. Many of us are clocking in at 5 minutes past 6 a.m. or even later. Management has not said much about it- but the leaving times from lot 60 should be adjusted since it no longer goes to the main entrance. Thanks.

I am a person in a manual wheelchair who takes Madison Metro Paratransit who is looking for another bus system who will be on time, has wheelchair accessibility, will have rides on off hours (ie I get done with work at 11:30 PM I need a ride at odd hours), will take you directly to your location not to another bus stop, direct ride to and from work, and somewhat affordable.

Since there were not choices between "never" and "less than once a week", a number of my responses are "less than once a week". They're probably more accurately "less than once a month" (for frequency of driving, riding with others, and taking the bus). I have also walked and skied to work, but not often enough to be significant.

It would be awful nice if Madison Metro had the #2 bus accommodate 2nd shift workers. The Route #2/westbound only stops at 2335. Second shift cannot punch out until 2330, and there is NO WAY we can punch out at 2330, run to the main entrance, then run across Highland Ave to the bus stop to make at bus that leaves at 2335. Is there any way Madison Metro would consider running the bus until midnight? The last stop of the #2 route doesn't even go to the west transfer point. More second shifters would take the bus if it ran until midnight. ALSO, it is impossible to bus in on weekends if you start at 7am. It would be nice if the #2 bus would be able to drop someone off at the hospital in time to punch in by 7am. I am surprised Madison Metro doesn't run earlier-- wouldn't people want to go to the farmers market earlier? This is why staff don't use buses as much as they should-- the scheduling is totally inconvenient to our shift work. The schedule is really only good for people who work 9-5 Mon-Fri. The weekend and holiday service is terrible.

I would be willing to take the bus to work, except I cannot get home. I work until 11:30 pm and the bus to my house doesn't run that late. I could also park and ride the bus, but if I don't get out on time, which I frequently don't, again I cannot get to my car to get home. I work 3pm-11:30 pm and 11am-11:30pm shifts. I would have liked to have gotten an afternoon permit but on the days I come in at 11am, that wouldn't work either. I would say that parking is the biggest problem I have with working at UW hospital. If only there were some other options for those who work "different" shifts other than 8 hour days or 8 hour pms.

I work from 2100- 0500. I believe I may be the only person scheduled these hours. This makes carpooling near impossible. It also makes travel by bus and bike very difficult.

I would take the bus if it were more timely. Live by McKee/Maple grove road and bus service doesn't start early enough or go late enough for someone working 7a-7p - the times I have taken it was 60-90min ride aside from wait time at bus stop. This summer am considering biking to west transfer point and then busing to hospital.

Residents are given no parking options, only to pay for parking or not. There is no incentive or option for those of us that commute in another way on a regular basis. I have to have parking for responding to the hospital at night, but I would otherwise not need parking (or the added expense). Residents should have access to flex parking and other options available to other employees.

Please keep the #9 bus running during UW breaks--many of us have no convenient way of getting to the East side without it!!

I work at all different start times at the hospital, so a state van would not work for me. Would love to have a park and ride from the Sun Prairie area that would be available for the employees who work later in the day and don't have the set schedule that the van requires.

I would probably not take the bus if not given the free pass. The only time I take my car is if I work a later shift and I would have to transfer 2 times to get home (after 6 PM). On these days I drive my care and park on the street. This occurs about 3-4 times a month.

In the past I have parked off site and walked or taken the bus however my schedule changed to start before the metro bus runs and it is not safe for me to walk alone that early in the morning so I started paying for on site parking :(

I very much appreciate the hospital supplying employees with bus passes for those days when biking and walking is not possible.

You did not ask any questions about commuting home from work. It takes more bus transfers and more time to get home than to get to work. I find it interesting that it's simpler to get to work than it is to get home.

Parking is terrible at the UW. It costs too much and the road network for commuting by bike is unsafe. If there was a bike lane/path either on highland or university bay drive that put some safe distance between bikes and cars it would make biking much more feasible and safer by far. Even though there is a bike path that passes into the area the final 1/4 to 1/2 mile from that path along highland or university bay is hazardous. I have almost been hit due to traffic density and patients/families that are unfamiliar with the area driving erratically. Riding on the side walk is unwise and walking a bike is a pain. The roads need improvement

It would be very helpful for there to be a direct bus stop at the Children's Hospital, both for employees, residents and families. Parking at the hospital for those of us who are at multiple sites is stressful and costly at times. I have received tickets both at Doctors Park and the Waisman Center which I have to pay

for personally when in fact I am on hospital business. Parking permits are held on to very tightly by administration and difficult to share when schedules are different and when multiple traveling between multiple sites. With more and more shared staff between locations a more liberal and generous parking policy for employees would be valuable and appreciated.

It would be wonderful to extend the #9 City Bus routes during the summer. Many people from the East side would benefit. A earlier start would also help. Most of the Metro buses from the East side and coming to the hospital are packed in the AM. The #28, 38 and 2 are super packed leaving the hospital in the PM and going to the North Transfer point, especially in the summer when the #9 City bus does not operate..

One reason I do not commute by bicycle to the hospital is that I have young children that must occasionally be picked up from school or afterschool due to fever, etc.

Keep the bus pass system. There is a parking need for people that only drive 1-2x a week

It is hard to believe that walking is the fastest way for me to get to work - I live close. bus is 2x as long - as I go away from my work to west transfer point and then turn and come back. UW is land locked. Need bus that goes down Midvale bld to the hospital.

lower the price of parking, thanks

I would love to take the bus, but the schedule is impractical for me right now. I would be late or take over an hour to get here.

That is just my own personal income, I am still a dependent with my parents.

I feel as a Full time employee at the hospital, the parking has gotten out of hand as far as the price of the annual parking permits. I live too far away to use public transportation to offset the cost of the parking. It has gotten to the point where it almost causes a hardship on my family.

I love the 38 bus to the hospital; it's very convenient. I REALLY appreciate my bus pass provided by UWHC.

I would like to take the bus or bike, but my schedule is varied and often has me traveling in the middle of the night. This is the main reason why I drive.

Normally, dropped off at work, but no good parking option for part-time employee needing a car occasionally (3-4 times a year) to work for a while and then run out to give a speech or go to appointment and then return to work. I live near Monroe/Edgewood and taking the bus requires changing buses with a ~20 minute wait between connections. Takes 45 minutes to walk, but treacherous to walk in bad weather.

I walk to work every day. This survey should have had an option so that I did not need to fill out the remainder of the questions - because of my proximity to the hospital I will always walk regardless of the

weather conditions.

Something needs to happen with the whole parking situation!!! It's a nightmare and it hurts to talk about. If theres anything I could do to help I would be willing to help to get this figured out. Because what we are doing now isn't working

Understand the concept of paying for parking space, but would appreciate improved lots (lot 80 is a mess with cracked concrete, pot holes, large lakes in the summer for days after rain, ice in the winter, etc), for the amount that is required to pay for each space in the lot.

I would ride the buss if the ride home at 5:20pm wasn't so horrible. The bus I take is the #15 and it's usually packed solid with nowhere to sit. Often times there's hardly any standing room. I haven't riden it for at least 6 months or so because it was just too much.

I am hoping bus 11 become a regular bus, not only for traffic hours. I use it going hospital. But after I finishe work at at 1930. Bus 11 stoppeded running. So I have to walk long after geting off from bus 2. I also work at week end. there is no bus 11 either.

I am a student

lower the cost of parking!

Madison bus system does not have a safe operable route during the hours I commute to work

Statistic	Value
Total Responses	72